

SAMSUNG

HVAC. Built brave.

RLC Product Reference Guide

Have plenty of options.

We offer a wide range of residential
and light commercial systems to meet
the needs of almost any project.

©2022 Samsung HVAC



Table of Contents

	Product Overview	P4
	Residential Single Zone Systems	P14
	Residential Multi-Zone Systems	P18
	Light Commercial Single Zone Systems	P28
	Controls	P45
	Accessories	P46

360 Cassette

- Available capacities: 18K, 24K, 30K, 36K, 42K and 48K Btu/h
- Compatible with Light Commercial (CAC) outdoor units
- Offered in both black and white for open-type (circle) and ceiling-type (square) fascia panel options. Custom printing is also available to further personalize the look and feel of your space.
- Bladeless technology and the use of 3 booster fans provides even, horizontal airflow.
- Optional Motion Detection Sensor (MDS)



WindFree™* 4-Way Cassette

- Available capacities: 18K, 24K, 30K, 36K, 42K and 48K Btu/h
- Compatible with Light Commercial (CAC), CAC Max Heat® and -40° outdoor units
- WindFree™* Cooling technology
- With independent louver control, the four louver blades can be individually set at the same or different angles within a 32-65° range.
- Optional Motion Detection Sensor (MDS)



WindFree™* Mini 4-Way Cassette

- Available capacities: 9K, 12K and 18K Btu/h
- Compatible with Free Joint Multi (FJM), FJM Max Heat® and Light Commercial (CAC) outdoor units
- WindFree™* Cooling technology
- The panel is designed to fit in a standard 2x2 ft. ceiling grid without interfering with adjacent ceiling tiles, lights, or sprinkler systems.




WindFree™* 1-Way Cassette

- Available capacities: 9K, 12K and 18K Btu/h
- Compatible with Free Joint Multi (FJM), FJM Max Heat® and Light Commercial (CAC) outdoor units
- WindFree™* Cooling technology
- Blade angles can move from 30-80° to reach every corner of the room.
- 18K Btu/h indoor unit is compatible with CAC outdoor units only



WindFree™* 2.0

- Available capacities: 7K, 9K, 12K, 15K, 18K and 24K Btu/h
- Compatible with Residential, Residential Max Heat®, Free Joint Multi (FJM) and FJM Max Heat® outdoor units
- 9K, 12K, 18K and 24K Btu/h indoor units are compatible with all systems. 7K and 15K Btu/h indoor units are compatible with FJM and FJM Max Heat® systems only. Residential Max Heat® will have a dedicated 15K Btu/h (AR15BSFACWKNCV) indoor unit.
- Wireless controller with holder included as standard
- WindFree™* Cooling technology
- Built-in Wi-Fi



WindFree™* 2.0e

- Available capacities: 7K, 9K, 12K, 15K, 18K and 24K Btu/h
- Compatible with Residential, Free Joint Multi (FJM) and FJM Max Heat® outdoor units
- 9K, 12K, 18K and 24K Btu/h indoor units are compatible with all systems. 7K and 15K Btu/h indoor units are compatible with FJM and FJM Max Heat® systems only.
- Wireless controller with holder included as standard
- WindFree™* Cooling technology
- Built-in Wi-Fi



Max

- Available capacities: 36K Btu/h
- Compatible with Residential outdoor unit
- Wireless controller with holder included as standard



High Wall

- Available capacities: 18K, 24K, 30K and 36K Btu/h
- Compatible with Light Commercial (CAC) and -40° outdoor units
- WindFree™* Cooling technology¹
- Wireless controller with holder included as standard



¹Applies to WindFree™* 2.0 chassis only

Console

- Available capacities: 9K, 12K, 15K and 18K Btu/h
- Compatible with Free Joint Multi (FJM), FJM Max Heat[®], and Light Commercial (CAC) outdoor units
- 15K Btu/h indoor unit is compatible with FJM and FJM Max Heat[®] only
- The console unit can be installed sitting on the floor or hanging low on a wall, making it a great option for replacing a radiator in order to provide both heating and cooling in almost any space.
- Wireless controller with holder included as standard
- The front panel includes LED indicator lights, touch control (power), wireless control IR receiver, and 1 motorized louver.



Slim Duct

- Available capacities: 9K, 12K and 18K Btu/h
- Compatible with Free Joint Multi (FJM), FJM Max Heat® and Light Commercial (CAC) outdoor units
- Single fan motor with three fan speeds and auto setting
- Integral condensate pump with float switch as standard
- 0.24" WC maximum static pressure



Duct S

- 9K, 12K, 15K, 18K, 24K, 30K, 36K 42K and 48K Btu/h
- Compatible with Free Joint Multi (FJM), FJM Max Heat®, Light Commercial (CAC), CAC Max Heat® and -40° outdoor units
- 9K, 12K, 15K and 18K Btu/h dedicated models for FJM (AJ0**BNHDCH/AA)
- Single fan motor with three fan speeds and auto setting
- Integral condensate pump with float switch as standard
- 0.59" WC maximum static pressure for FJM and FJM Max Heat®
- 0.8" WC maximum static pressure for CAC, CAC Max Heat® and -40°




Multi-Position Air Handler

- Available capacities: 12K, 18K, 24K, 30K, 36K, 42K and 48K Btu/h
- Compatible with Free Joint Multi (FJM), FJM Max Heat®, Light Commercial (CAC) and CAC Max Heat® outdoor units
- 12K, 18K and 24K Btu/h dedicated models for FJM (AC0**BNZDCH/AA)
- Can be installed in numerous positions (upflow, left, right or downflow) for added installation flexibility.
- 0.8" WC maximum static pressure for FJM and FJM Max Heat®
- 0.98" WC maximum static pressure for CAC and CAC Max Heat®



WindFree™* 2.0



- Available capacities: 9K, 12K, 18K, and 24K Btu/h
- SEER: Up to 24.5
- HSPF: Up to 12.5
- All models are Energy Star® rated
- Cooling operating range: 14 – 115°F (-10.0 – 46.1°C)
- Heating operating range: -5 – 75°F (-20.5 – 23.9°C)



Product Registration Required
Conditions Apply



WindFree™* 2.0e



- Available capacities: 9K, 12K, 18K, and 24K Btu/h
- SEER: Up to 23.5
- HSPF: Up to 12.0
- Select models are Energy Star® rated
- Cooling operating range: 14 – 115°F (-10.0 – 46.1°C)
- Heating operating range: -5 – 75°F (-20.5 – 23.9°C)



Product Registration Required
Conditions Apply



Max Heat® 2.0



- Available capacities: 9K, 12K, 15K, 18K, and 24K Btu/h
- SEER: Up to 24.5
- HSPF: Up to 12.5
- Compatible with the WindFree™* 2.0 indoor unit
- All models are Energy Star® rated
- Integral base pan heater as standard
- Cooling operating range: 0 – 115°F (-17.7 – 46.1°C)
- Heating operating range: -13 – 75°F (-25.0 – 23.9°C)
 - 100% heating capacity at 5°F (-15.0°C)



Product Registration Required
Conditions Apply



Free Joint Multi (FJM)



- Available capacities: 18K, 24K, 36K, and 48K Btu/h
- SEER up to 19.7
- HSPF up to 10.3
- Supports 2 to 5 indoor units
- 8 indoor unit options
 - WindFree™ Mini 4-Way Cassette, WindFree™ 1-Way Cassette, WindFree™ 2.0, WindFree™ 2.0e, Slim Duct, Duct S, Multi-Position Air Handler and Console
- Cooling operating range: 14 – 114.8°F (-10.0 – 46.0°C)
- Heating operating range: 5 – 75°F (-15.0 – 24.0°C)
- Can be configured as cooling only, heating only or heating/cooling
- Select models are Energy Star® rated



Product Registration Required
Conditions Apply



Free Joint Multi (FJM) Max Heat®



- Available capacities: 20K, 24K, 30K, and 36K Btu/h
- SEER up to 20.0
- HSPF up to 11.0
- Supports 2 to 4 indoor units
 - 8 indoor unit options
 - WindFree™ Mini 4-Way Cassette, WindFree™ 1-Way Cassette, WindFree™ 2.0, WindFree™ 2.0e, Slim Duct, Duct S, Multi-Position Air Handler and Console
- Integral base pan heater as standard
- Cooling operating range: 14 – 114.8°F (-10.0 – 46.0°C)
- Heating operating range: -13 – 75°F (-25.0 – 24.0°C)
 - 100% heating capacity at 5°F (-15.0°C)
- Select models are Energy Star® rated



Product Registration Required
Conditions Apply



Light Commercial (CAC)



- Available capacities: 9K, 12K, 18K, 24K, 30K, 36K, 42K and 48K Btu/h
- SEER up to 22.8
- HSPF up to 13.5
- Can be configured as cooling only, heating only or heating/cooling
- 9 indoor unit options
 - 360 Cassette, WindFree™* 4-Way Cassette, WindFree™* Mini 4-Way Cassette, WindFree™* 1-Way Cassette, High Wall, Slim Duct, Duct S, Multi-Position Air Handler and Console
- Cooling operating range: 0 – 122°F (-17.8 – 50.0°C)
- Heating operating range:
 - 9-24K: -13 – 75°F (-25.0 – 24.0°C)
 - 30-48K: -4 – 75°F (-20.0 – 24.0°C)
 - 18-24K models provide 100% heating capacity at -5°F (-20.6°C). Applies to select indoor unit models.
- Built-in base pan heater as standard for 9-24K models
- Select models are Energy Star® rated



Product Registration Required
Conditions Apply



Light Commercial (CAC) Max Heat®



- Available capacities: 30K and 36K Btu/h
- SEER up to 22.0
- HSPF up to 11.1
- Compatible with WindFree™* 4-Way Cassette, Duct S and Multi-Position Air Handler
- Integral base pan heater as standard
- Cooling operating range: 0 – 122°F (-17.8 – 50.0°C)
- Heating operating range:
 - -13 – 75°F (-25.0 – 24.0°C)
 - 100% heating capacity at -4°F (-20.0°C)
- Select models are Energy Star® rated



Product Registration Required
Conditions Apply



-40° Low Ambient Cooling System



- Available capacities: 18K, 24K, 30K and 36K Btu/h
- SEER up to 22.0
- 3 indoor unit options
 - WindFree™ 4-Way Cassette, High Wall and Duct S
- Operating range (cooling only)
 - Indoor: 61 - 90°F (16.0 - 32.0°C)
 - Outdoor: (-40**) 23 - 122°F ((-40.0**) -5.0 - 50.0°C)



**With wind baffles

Compatibility

Capacity K Btu/h	Cassette				Ducted			Other	
	360	WindFree™ 4-Way	WindFree™ Mini 4-Way	WindFree™ 1-Way	MPAH	Duct S	Slim Duct	High Wall	Console
7K								FJM ²	
9K	-	-	CAC/FJM	CAC/FJM	-	CAC FJM ¹	CAC/FJM	RAC/FJM ²	CAC/FJM
12K	-	-	CAC/FJM	CAC/FJM	FJM ³	CAC FJM ¹	CAC/FJM	RAC/FJM ²	CAC/FJM
15K	-	-	-	-	-	FJM ¹	-	RAC ⁴ /FJM ²	FJM
18K	CAC	CAC/-40°	CAC/FJM	CAC	CAC FJM ³	FJM ¹ CAC/-40°	CAC/FJM	RAC/FJM ² CAC/-40°	CAC/FJM
24K	CAC	CAC/-40°	-	-	CAC FJM ³	CAC/-40°	-	RAC/FJM ² CAC/-40°	-
30K	CAC	CAC/-40° CAC Max Heat®	-	-	CAC CAC Max Heat®	CAC/-40° CAC Max Heat®	-	CAC/-40°	-
36K	CAC	CAC/-40° CAC Max Heat®	-	-	CAC CAC Max Heat®	CAC/-40° CAC Max Heat®	-	CAC/-40°	-
42K	CAC	CAC	-	-	CAC	CAC	-	-	-
48K	CAC	CAC	-	-	CAC	CAC	-	-	-

¹Duct S will have dedicated models for FJM (AJ0**BNHDCH/AA)

²Residential/FJM high wall units include WindFree™ 2.0 (AR**TSFABWKNCV) and WindFree™ 2.0e (AR**BSFCMWKNCV). These indoor units are not compatible with (AC0**BXADCH/AA) or (AC0**BXSCCC/AA) outdoor units.

The 15K Btu/h residential WindFree™ 2.0 (AR15BSFACWKNCV) is not compatible with FJM systems.

³Multi-Position Air Handler will have dedicated models for FJM (AC0**BNZDCH/AA)

Refer to technical documents for more information. Samsung HVAC maintains a policy of ongoing development, specifications are subject to change without notice.

⁴The 15K Btu/h residential WindFree™ 2.0 (AR15BSFACWKNCV) is only compatible with the Max Heat® 2.0 outdoor unit (AR15BSFACWKXCV). This indoor unit is not compatible with FJM systems.

What is WindFree™* Cooling technology?

Samsung's exclusive WindFree™* Cooling technology maintains the desired temperature and eliminates cold drafts by delivering air through micro holes on the unit's fascia panel when the louver(s) are closed, producing a dispersed and gentle flow of air defined as "still air."

WindFree™* operation is available in cooling mode only. WindFree™* cassette fascia panels include a humidity sensor to prevent condensation by restricting WindFree™* operation in high humidity conditions.



Where can I apply WindFree™*?

With WindFree™* Cooling technology from Samsung, you can offer comfort and optimal energy efficiency without the discomfort of direct airflow to a myriad of applications.



SmartThings

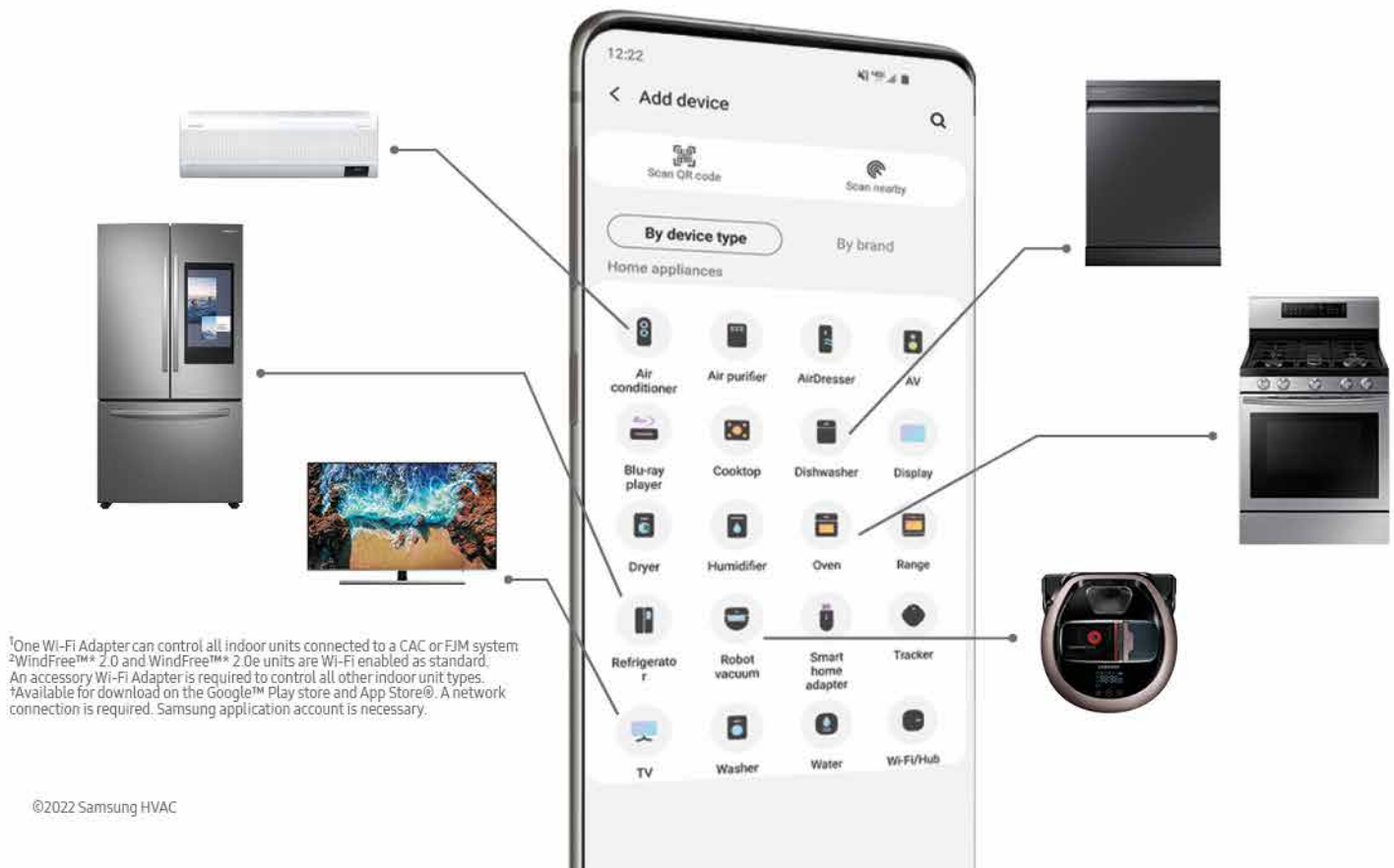
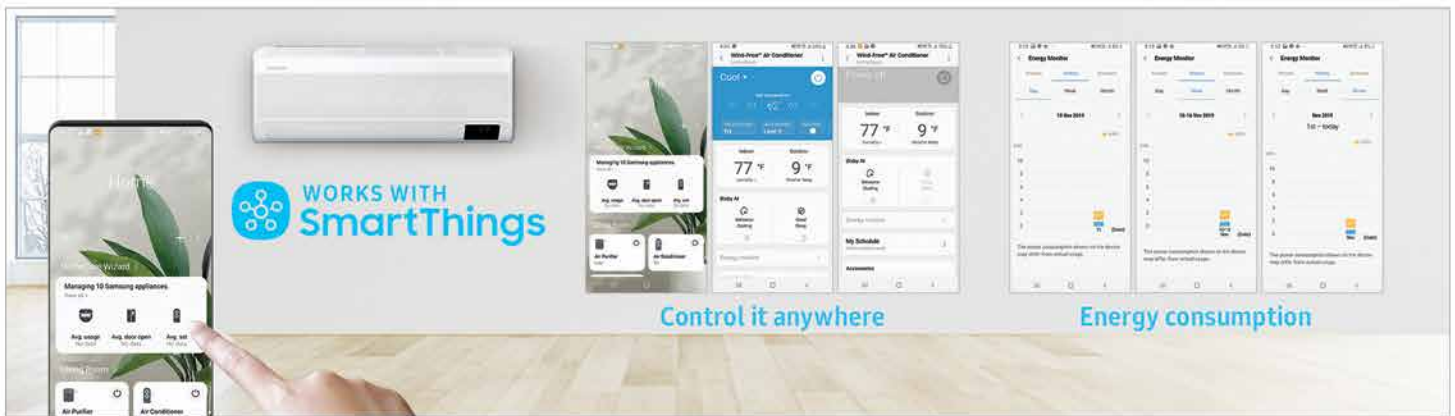
The SmartThings app allows users to remotely regulate temperature, adjust settings, receive real-time updates about performance and daily energy usage. Samsung's Wi-Fi Adapter¹ allows for remote control of Samsung indoor units² through the SmartThings app†.

Scenes – Control multiple devices with a single tap or voice command through the SmartThings app†. A Scene can be used as a part of an Automation.

Automations – Control your devices without manual intervention. Automations can be set to run at certain times on certain days of the week or to trigger when another device reports a certain condition (such as detecting motion or a door or window opening).





Energy Monitoring – View daily, weekly, and monthly energy consumption for your A/C system (for reference use only and not revenue grade).

Geofencing – Detects when the smartphone you're carrying comes in and out of the range you set up on the map, and then triggers the different actions you've set to happen (such as turning your A/C off while you're away, or on when you arrive home).



¹One Wi-Fi Adapter can control all indoor units connected to a CAC or FJM system.
²WindFree™ 2.0 and WindFree™ 2.0e units are Wi-Fi enabled as standard.
An accessory Wi-Fi Adapter is required to control all other indoor unit types.
†Available for download on the Google™ Play store and App Store®. A network connection is required. Samsung application account is necessary.

WindFree™* 2.0

US CODE	INDOOR UNIT	RNS09ABT	RNS12ABT	RNS18ABT	RNS24ABT
	OUTDOOR UNIT	RXS09ABT	RXS12ABT	RXS18ABT	RXS24ABT
MODEL NUMBER	INDOOR UNIT	AR09TS FABWKNCV	AR12TS FABWKN CV	AR18TS FABWKNCV	AR24TS FABWKN CV
	OUTDOOR UNIT	AR09TS FABWKXCV	AR12TS FABWKXCV	AR18TS FABWKXCV	AR24TS FABWKXCV
PERFORMANCE	COOLING CAPACITY	9,000 Btu/h	12,000 Btu/h	18,000 Btu/h	21,000 Btu/h
	COOLING RANGE	3,000 - 13,000 Btu/h	3,000 - 15,000 Btu/h	7,500 - 23,884 Btu/h	8,800 - 31,700 Btu/h
	HEATING CAPACITY	11,000 Btu/h	12,000 Btu/h	20,600 Btu/h	27,500 Btu/h
	HEATING RANGE	2,400 - 21,000 Btu/h	2,600 - 21,500 Btu/h	7,000 - 37,000 Btu/h	7,500 - 41,000 Btu/h
	SEER / EER	24.50 / 15.50	23.00 / 13.50	21.00 / 13.00	20.00 / 12.50
	COP	4.40	4.25	3.70	3.36
	HSPF	12.50	12.50	10.00	10.00
POWER	VOLT / PHASE / Hz	1 / 208-230 / 60	1 / 208-230 / 60	1 / 208-230 / 60	1 / 208-230 / 60
	MAX. BREAKER	20.0 A	20.0 A	30.0 A	30.0 A
	MCA	12.0 A	12.5 A	19.0 A	20.0 A
INDOOR UNIT DIMENSIONS	WIDTH	35 in.	35 in.	41 7/32 in.	41 7/32 in.
	HEIGHT	11 3/4 in.	11 3/4 in.	11 3/4 in.	11 3/4 in.
	DEPTH	8 7/16 in.	8 7/16 in.	8 7/16 in.	8 7/16 in.
	WEIGHT	23.4 lbs.	23.4 lbs.	27.6 lbs.	27.6 lbs.
OUTDOOR UNIT DIMENSIONS	WIDTH	31 1/8 in.	31 1/8 in.	34 5/8 in.	37 in.
	HEIGHT	21 9/16 in.	21 9/16 in.	31 7/16 in.	39 1/4 in.
	DEPTH	11 1/4 in.	11 1/4 in.	12 3/16 in.	13 in.
	WEIGHT	70.8 lbs.	70.8 lbs.	122.6 lbs.	150.4 lbs.
OPERATING TEMPERATURE (°F)	COOLING	14 - 115°F	14 - 115°F	14 - 115°F	14 - 115°F
	HEATING	-5 - 75°F	-5 - 75°F	-5 - 75°F	-5 - 75°F
OPERATING TEMPERATURE (°C)	COOLING	-10.0 - 46.1°C	-10.0 - 46.1°C	-10.0 - 46.1°C	-10.0 - 46.1°C
	HEATING	-20.5 - 23.9°C	-20.5 - 23.9°C	-20.5 - 23.9°C	-20.5 - 23.9°C
PIPE CONNECTIONS	HIGH SIDE / LOW SIDE	1/4 in. / 3/8 in.	1/4 in. / 3/8 in.	1/4 in. / 1/2 in.	1/4 in. / 5/8 in.
	MAX. LENGTH	66 ft.	66 ft.	98 ft.	98 ft.
	MAX. VERTICAL	49 ft.	49 ft.	66 ft.	66 ft.
REFRIGERANT	R410A CHARGE	40.6 oz.	40.6 oz.	63.5 oz.	88.2 oz.
	CHARGED FOR	25 ft.	25 ft.	25 ft.	25 ft.
EVAPORATOR FAN	COOLING CFM (L / M / H / T)	251 / 304 / 357 / 392	251 / 321 / 374 / 427	399 / 466 / 533 / 579	399 / 512 / 622 / 713
	HEATING CFM (L / M / H / T)	286 / 339 / 392 / 427	286 / 357 / 410 / 463	424 / 491 / 554 / 600	399 / 512 / 622 / 713
CONDENSER FAN	CFM (MAX.)	1,589	1,589	2,225	2,825
ACCESSORIES	WIRELESS CONTROLLER	INCLUDED	INCLUDED	INCLUDED	INCLUDED
CERTIFICATIONS	ENERGY STAR® CERTIFIED				



Product Registration Required
Conditions Apply




The AHRI Certified® mark indicates Samsung's participation in the AHRI Certification program. For verification of individual certified products, go to www.ahridirectory.org.

Proper sizing and installation of equipment is critical to achieve performance. Split system air conditioners and heat pumps (excluding ductless systems) must be matched with appropriate coil components to meet ENERGY STAR® criteria. Ask your contractor for details or visit www.energystar.gov.

Samsung HVAC maintains a policy of ongoing development; specifications are subject to change without notice.

*The WindFree™ unit delivers an air current that is under 0.15 m/s while in WindFree™ mode. Air velocity that is below 0.15 m/s is considered "still air" as defined by ASHRAE 55-2013 (American Society of Heating, Refrigerating, and Air-Conditioning Engineers)

WindFree™* 2.0e

US CODE	INDOOR UNIT	RNS09CMB	RNS12CMB	RNS18CMB	RNS24CMB
	OUTDOOR UNIT	RXS09CMB	RXS12CMB	RXS18CMB	RXS24CMB
MODEL NUMBER	INDOOR UNIT	AR09BSFCMWKNCV	AR12BSFCMWKNCV	AR18BSFCMWKNCV	AR24BSFCMWKNCV
	OUTDOOR UNIT	AR09BSFCMWKXCV	AR12BSFCMWKXCV	AR18BSFCMWKXCV	AR24BSFCMWKXCV
PERFORMANCE	COOLING CAPACITY	9,000 Btu/h	12,000 Btu/h	18,000 Btu/h	22,000 Btu/h
	COOLING RANGE	3,000 - 12,000 Btu/h	3,000 - 14,500 Btu/h	5,500 - 22,000 Btu/h	8,800 - 29,000 Btu/h
	HEATING CAPACITY	11,000 Btu/h	12,000 Btu/h	21,000 Btu/h	24,000 Btu/h
	HEATING RANGE	2,250 - 19,000 Btu/h	2,600 - 20,000 Btu/h	4,000 - 24,500 Btu/h	7,500 - 40,000 Btu/h
	SEER / EER	23.50 / 13.95	21.50 / 12.05	20.00 / 11.05	18.00 / 10.50
	COP	3.73	3.66	3.33	3.07
	HSPF	12.00	12.00	11.00	9.00
POWER	VOLT / PHASE / Hz	1 / 208-230 / 60	1 / 208-230 / 60	1 / 208-230 / 60	1 / 208-230 / 60
	MAX. BREAKER	20.0 A	20.0 A	25.0 A	30.0 A
	MCA	12.0 A	12.5 A	16.0 A	20.0 A
INDOOR UNIT DIMENSIONS	WIDTH	32 5/16 in.	32 5/16 in.	41 1/2 in.	41 1/2 in.
	HEIGHT	11 3/4 in.	11 3/4 in.	11 13/16 in.	11 13/16 in.
	DEPTH	8 7/16 in.	8 7/16 in.	8 7/16 in.	8 7/16 in.
	WEIGHT	20.1 lbs.	20.1 lbs.	25.4 lbs.	25.4 lbs.
OUTDOOR UNIT DIMENSIONS	WIDTH	31 1/8 in.	31 1/8 in.	34 5/8 in.	34 5/8 in.
	HEIGHT	21 9/16 in.	21 9/16 in.	25 1/8 in.	31 3/8 in.
	DEPTH	11 1/4 in.	11 1/4 in.	12 3/16 in.	12 3/16 in.
	WEIGHT	69.90 lbs.	69.90 lbs.	87.10 lbs.	122.60 lbs.
OPERATING TEMPERATURE (°F)	COOLING	14 - 115°F	14 - 115°F	14 - 115°F	14 - 115°F
	HEATING	-5 - 75°F	-5 - 75°F	-5 - 75°F	-5 - 75°F
OPERATING TEMPERATURE (°C)	COOLING	-10.0 - 46.1°C	-10.0 - 46.1°C	-10.0 - 46.1°C	-10.0 - 46.1°C
	HEATING	-20.5 - 23.9°C	-20.5 - 23.9°C	-20.5 - 23.9°C	-20.5 - 23.9°C
PIPE CONNECTIONS	HIGH SIDE / LOW SIDE	1/4 in. / 3/8 in.	1/4 in. / 3/8 in.	1/4 in. / 1/2 in.	1/4 in. / 5/8 in.
	MAX. LENGTH	66 ft	66 ft	98 ft.	98 ft.
	MAX. VERTICAL	49 ft	49 ft	66 ft.	66 ft.
REFRIGERANT	R410A CHARGE	35.3 oz.	35.3 oz.	45.9 oz.	63.5 oz.
	CHARGED FOR	25 ft	25 ft	25 ft.	25 ft.
EVAPORATOR FAN	COOLING CFM (L / M / H / T)	300 / 335 / 353 / 371	300 / 335 / 371 / 385	459 / 509 / 558 / 583	459 / 533 / 607 / 657
	HEATING CFM (L / M / H / T)	335 / 371 / 385 / 403	335 / 371 / 403 / 420	459 / 509 / 558 / 583	459 / 533 / 607 / 657
CONDENSER FAN	CFM (MAX.)	1,589	1,589	1,766	2,365
ACCESSORIES	WIRELESS CONTROLLER	INCLUDED	INCLUDED	INCLUDED	INCLUDED
CERTIFICATIONS	ENERGY STAR® CERTIFIED		-	-	-



Product Registration Required
Conditions Apply



The AHRI Certified® mark indicates Samsung's participation in the AHRI Certification program. For verification of individual certified products, go to www.ahridirectory.org.

Select Models are ENERGY STAR® labeled. Proper sizing and installation of equipment is critical to achieve performance. Split system air conditioners and heat pumps (excluding ductless systems) must be matched with appropriate coil components to meet ENERGY STAR® criteria. Ask your contractor for details or visit www.energystar.gov.

Samsung HVAC maintains a policy of ongoing development, specifications are subject to change without notice.

*The WindFree™ unit delivers an air current that is under 0.15 m/s while in WindFree™ mode. Air velocity that is below 0.15 m/s is considered "still air" as defined by ASHRAE 55-2013 (American Society of Heating, Refrigerating, and Air-Conditioning Engineers).

Max

US CODE	INDOOR UNIT	RNS36UMB
	OUTDOOR UNIT	RXS36UMB
MODEL NUMBER	INDOOR UNIT	AR36 BSH UMGMNCV
	OUTDOOR UNIT	AR36 BSH UMGMXCV
PERFORMANCE	COOLING CAPACITY	36,000 Btu/h
	COOLING RANGE	9,500 - 39,000 Btu/h
	HEATING CAPACITY	40,000 Btu/h
	HEATING RANGE	9,500 - 47,000 Btu/h
	SEER / EER	18.60 / 9.50
	COP	2.60
	HSPF	10.10
POWER	VOLT / PHASE / Hz	1/208-230/60
	MAX. BREAKER	35A
	MCA	21.4 A
INDOOR UNIT DIMENSIONS	WIDTH	50 3/8 in.
	HEIGHT	9 15/16 in.
	DEPTH	13 9/16 in.
	WEIGHT	40.8 lbs.
OUTDOOR UNIT DIMENSIONS	WIDTH	37 in.
	HEIGHT	47 11/16 in.
	DEPTH	13 in.
	WEIGHT	189.6 lbs.
OPERATING TEMPERATURE (°F)	COOLING	0 - 122°F
	HEATING	-4 - 75°F
OPERATING TEMPERATURE (°C)	COOLING	-18.0 - 50.0°C
	HEATING	-20.0 - 24.0°C
PIPE CONNECTIONS	HIGH SIDE / LOW SIDE	3/8 in. / 5/8 in.
	MAX. LENGTH	246 ft.
	MAX. VERTICAL	98.4 ft.
REFRIGERANT	R410A CHARGE	6.39 lbs.
	CHARGED FOR	24.6 ft.
EVAPORATOR FAN	CFM(L / M / H)	699 / 752 / 830
CONDENSER FAN	CFM(MAX.)	3,532
ACCESSORIES	WIRELESS CONTROLLER	INCLUDED
CERTIFICATIONS	ENERGY STAR® CERTIFIED	-



Product Registration Required
Conditions Apply



The AHRI Certified® mark indicates Samsung's participation in the AHRI Certification program. For verification of individual certified products, go to www.ahridirectory.org.

Samsung HVAC maintains a policy of ongoing development, specifications are subject to change without notice.

Max Heat® 2.0



US CODE	INDOOR UNIT	RNS09ABT	RNS12ABT	RNS15ACB	RNS18ABT	RNS24ABT
	OUTDOOR UNIT	RXS09ACT	RXS12ACT	RXS15ACB	RXS18ACT	RXS24ACT
MODEL NUMBER	INDOOR UNIT	AR09TSFABWKNCV	AR12TSFABWKNCV	AR15BSFACWKNCV	AR18TSFABWKNCV	AR24TSFABWKNCV
	OUTDOOR UNIT	AR09TSFACWKXCV	AR12TSFACWKXCV	AR15BS FACWKXCV	AR18TSFACWKXCV	AR24TSFACWKXCV
PERFORMANCE	COOLING CAPACITY	9,000 Btu/h	12,000 Btu/h	15,000 Btu/h	18,000 Btu/h	21,000 Btu/h
	COOLING RANGE	3,000 - 13,000 Btu/h	3,000 - 15,000 Btu/h	4,000 - 21,000 Btu/h	7,500 - 23,884 Btu/h	8,800 - 31,700 Btu/h
	HEATING CAPACITY	11,000 Btu/h	12,000 Btu/h	16,500 Btu/h	20,600 Btu/h	27,400 Btu/h
	HEATING RANGE	2,400 - 21,000 Btu/h	2,600 - 21,500 Btu/h	3,000 - 33,000 Btu/h	7,000 - 37,000 Btu/h	7,500 - 41,000 Btu/h
	SEER / EER	24.50 / 15.50	23.00 / 13.50	21.5 / 14.0	21.00 / 13.00	20.00 / 12.50
	COP	4.40	4.25	3.66	3.70	3.36
	HSPF	12.50	12.50	12.50	10.00	10.00
POWER	VOLT / PHASE / Hz	1 / 208-230 / 60	1 / 208-230 / 60	1 / 208-230 / 60	1 / 208-230 / 60	1 / 208-230 / 60
	MAX. BREAKER	20.0 A	20.0 A	30.0 A	30.0 A	30.0 A
	MCA	12.0 A	12.5 A	20.0 A	19.0 A	20.0 A
INDOOR UNIT DIMENSIONS	WIDTH	35in.	35in.	41 7/32 in.	41 7/32 in.	41 7/32 in.
	HEIGHT	11 3/4 in.	11 3/4 in.	11 3/4 in.	11 3/4 in.	11 3/4 in.
	DEPTH	8 7/16 in.	8 7/16 in.	8 7/16 in.	8 7/16 in.	8 7/16 in.
	WEIGHT	23.4 lbs.	23.4 lbs.	27.3 lbs.	27.6 lbs.	27.6 lbs.
OUTDOOR UNIT DIMENSIONS	WIDTH	31 1/8 in.	31 1/8 in.	34 5/8 in.	34 5/8 in.	37 in.
	HEIGHT	21 9/16 in.	21 9/16 in.	31 7/16 in.	31 7/16 in.	39 1/4 in.
	DEPTH	11 1/4 in.	11 1/4 in.	12 3/16 in.	12 3/16 in.	13 in.
	WEIGHT	70.8 lbs.	70.8 lbs.	108.02 lbs.	122.6 lbs.	150.4 lbs.
OPERATING TEMPERATURE (°F)	COOLING	0 - 115°F	0 - 115°F	0 - 115°F	0 - 115°F	0 - 115°F
	HEATING	-13 - 75°F	-13 - 75°F	-13 - 75°F	-13 - 75°F	-13 - 75°F
OPERATING TEMPERATURE (°C)	COOLING	-17.7 - 46.1°C	-17.7 - 46.1°C	-17.7 - 46.1°C	-17.7 - 46.1°C	-17.7 - 46.1°C
	HEATING	-25.0 - 23.9°C	-25.0 - 23.9°C	-25.0 - 23.9°C	-25.0 - 23.9°C	-25.0 - 23.9°C
PIPE CONNECTIONS	HIGH SIDE / LOW SIDE	1/4 in. / 3/8 in.	1/4 in. / 3/8 in.	1/4 in. / 1/2 in.	1/4 in. / 1/2 in.	1/4 in. / 5/8 in.
	MAX. LENGTH	66 ft.	66 ft.	98 ft.	98 ft.	98 ft.
	MAX. VERTICAL	49 ft.	49 ft.	66 ft.	66 ft.	66 ft.
REFRIGERANT	R410A CHARGE	40.6 oz.	40.6 oz.	56.4 oz.	63.5 oz.	88.2 oz.
	CHARGED FOR	25ft.	25ft.	25ft.	25ft.	25ft.
EVAPORATOR FAN	COOLING CFM (L / M / H / T)	251 / 304 / 357 / 392	251 / 321 / 374 / 427	399 / 466 / 533 / 579	399 / 466 / 533 / 579	399 / 512 / 622 / 713
	HEATING CFM (L / M / H / T)	286 / 339 / 392 / 427	286 / 357 / 410 / 463	424 / 491 / 554 / 600	424 / 491 / 554 / 600	399 / 512 / 622 / 713
CONDENSER FAN	CFM (MAX.)	1,589	1,589	2,225	2,225	2,825
ACCESSORIES	WIRELESS CONTROLLER	INCLUDED	INCLUDED	INCLUDED	INCLUDED	INCLUDED
CERTIFICATIONS	ENERGY STAR® CERTIFIED					



Product Registration Required
Conditions Apply



The AHRI Certified® mark indicates Samsung's participation in the AHRI Certification program. For verification of individual certified products, go to www.ahridirectory.org.

Proper sizing and installation of equipment is critical to achieve performance. Split system air conditioners and heat pumps (excluding ductless systems) must be matched with appropriate coil components to meet ENERGY STAR® criteria. Ask your contractor for details or visit www.energystar.gov.

Samsung HVAC maintains a policy of ongoing development, specifications are subject to change without notice.

*The WindFree™ unit delivers an air current that is under 0.15 m/s while in WindFree™ mode. Air velocity that is below 0.15 m/s is considered "still air" as defined by ASHRAE 55-2013 (American Society of Heating, Refrigerating, and Air-Conditioning Engineers).

WindFree™* 2.0

US CODE	INDOOR UNIT	RNS07ABT	RNS09ABT	RNS12ABT	RNS15ABT	RNS18ABT	RNS24ABT
MODEL NUMBER	INDOOR UNIT	AR07TSFABWKN CV	AR09TSFABWKN CV	AR12TSFABWKN CV	AR15TSFABWKN CV	AR18TSFABWKN CV	AR24TSFABWKN CV
PERFORMANCE	COOLING CAPACITY	7,000 Btu/h	9,000 Btu/h	12,000 Btu/h	15,000 Btu/h	18,000 Btu/h	21,000 Btu/h
	HEATING CAPACITY	7,500 Btu/h	11,000 Btu/h	12,000 Btu/h	18,000 Btu/h	20,600 Btu/h	27,500 Btu/h
POWER	VOLT / PHASE / Hz	1 / 208-230 / 60	1 / 208-230 / 60	1 / 208-230 / 60	1 / 208-230 / 60	1 / 208-230 / 60	1 / 208-230 / 60
	MAX. BREAKER	See Outdoor Unit	See Outdoor Unit	See Outdoor Unit	See Outdoor Unit	See Outdoor Unit	See Outdoor Unit
UNIT DIMENSIONS	WIDTH	35 in.	35 in.	35 in.	35 in.	41 1/2 in.	41 1/2 in.
	HEIGHT	11 3/4 in.	11 3/4 in.	11 3/4 in.	11 3/4 in.	11 3/4 in.	11 3/4 in.
	DEPTH	8 7/16 in.	8 7/16 in.	8 7/16 in.	8 7/16 in.	8 7/16 in.	8 7/16 in.
	WEIGHT	23.4 lbs.	23.4 lbs.	23.4 lbs.	23.4 lbs.	27.6 lbs.	27.6 lbs.
PIPE CONNECTIONS	HIGH SIDE / LOW SIDE	1/4 in. / 3/8 in.	1/4 in. / 3/8 in.	1/4 in. / 3/8 in.	1/4 in. / 3/8 in.	1/4 in. / 1/2 in.	1/4 in. / 5/8 in.
EVAPORATOR FAN	COOLING CFM (L / M / H / T)	258 / 297 / 323 / 350	258 / 298 / 337 / 364	250 / 301 / 340 / 378	260 / 313 / 366 / 406	427 / 481 / 536 / 572	484 / 560 / 636 / 711
	HEATING CFM (L / M / H / T)	288 / 328 / 355 / 381	289 / 329 / 369 / 396	282 / 335 / 374 / 413	279 / 331 / 383 / 422	447 / 501 / 556 / 592	490 / 566 / 643 / 719
ACCESSORIES	WIRELESS CONTROLLER	INCLUDED	INCLUDED	INCLUDED	INCLUDED	INCLUDED	INCLUDED



Product Registration Required
Conditions Apply



The AHRI Certified® mark indicates Samsung's participation in the AHRI Certification program. For verification of individual certified products, go to www.ahridirectory.org.

*The WindFree™ unit delivers an air current that is under 0.15 m/s while in WindFree™ mode. Air velocity that is below 0.15 m/s is considered "still air" as defined by ASHRAE 55-2013 (American Society of Heating, Refrigerating, and Air-Conditioning Engineers).
Samsung HVAC maintains a policy of ongoing development, specifications are subject to change without notice.

WindFree™* 2.0e

US CODE	INDOOR UNIT	RNS07CMB	RNS09CMB	RNS12CMB	RNS15CMB	RNS18CMB	RNS24CMB
MODEL NUMBER	INDOOR UNIT	AR07B5FCMWKNCV	AR09B5FCMWKNCV	AR12B5FCMWKNCV	AR15B5FCMWKNCV	AR18B5FCMWKNCV	AR24B5FCMWKNCV
PERFORMANCE	COOLING CAPACITY	7,000 Btu/h	9,000 Btu/h	12,000 Btu/h	15,000 Btu/h	18,000 Btu/h	22,000 Btu/h
	HEATING CAPACITY	7,500 Btu/h	11,000 Btu/h	12,000 Btu/h	18,000 Btu/h	21,000 Btu/h	24,000 Btu/h
POWER	VOLT / PHASE / Hz	1/208-230/60	1/208-230/60	1/208-230/60	1/208-230/60	1/208-230/60	1/208-230/60
	MAX. BREAKER	See Outdoor Unit	See Outdoor Unit	See Outdoor Unit	See Outdoor Unit	See Outdoor Unit	See Outdoor Unit
UNIT DIMENSIONS	WIDTH	325/16 in.	325/16 in.	325/16 in.	35 in.	41 1/2 in.	41 1/2 in.
	HEIGHT	113/4 in.	113/4 in.	113/4 in.	113/4 in.	11 13/16 in.	11 13/16 in.
	DEPTH	87/16 in.	87/16 in.	87/16 in.	87/16 in.	87/16 in.	87/16 in.
	WEIGHT	20.1 lbs.	20.1 lbs.	20.1 lbs.	23.4 lbs.	25.4 lbs.	25.4 lbs.
PIPE CONNECTIONS	HIGH SIDE / LOW SIDE	1/4 in. / 3/8 in.	1/4 in. / 3/8 in.	1/4 in. / 3/8 in.	1/4 in. / 3/8 in.	1/4 in. / 1/2 in.	1/4 in. / 5/8 in.
EVAPORATOR FAN	COOLING CFM (L / M / H / T)	309 / 322 / 336 / 350	340 / 368 / 382 / 396	309 / 337 / 364 / 378	260 / 313 / 366 / 406	401 / 435 / 469 / 486	465 / 525 / 584 / 623
	HEATING CFM (L / M / H / T)	340 / 354 / 368 / 381	340 / 368 / 382 / 396	343 / 371 / 399 / 413	280 / 332 / 384 / 423	465 / 525 / 584 / 623	470 / 529 / 589 / 629
ACCESSORIES	WIRELESS CONTROLLER	INCLUDED	INCLUDED	INCLUDED	INCLUDED	INCLUDED	INCLUDED



Product Registration Required
Conditions Apply



The AHRI Certified® mark indicates Samsung's participation in the AHRI Certification program. For verification of individual certified products, go to www.ahridirectory.org.

*The WindFree™ unit delivers an air current that is under 0.15 m/s while in WindFree™ mode. Air velocity that is below 0.15 m/s is considered "still air" as defined by ASHRAE 55-2013 (American Society of Heating, Refrigerating, and Air-Conditioning Engineers).

Samsung HVAC maintains a policy of ongoing development, specifications are subject to change without notice.

WindFree™* Mini 4-Way Cassette

US CODE	INDOOR UNIT	CNH09NDB	CNH12NDB	CNH18NDB
MODEL NUMBER	INDOOR UNIT	AC009BNNDCH/AA	AC012BNNDCH/AA	AC018BNNDCH/AA
PERFORMANCE	COOLING CAPACITY	9,100 Btu/h	10,800 Btu/h	17,400 Btu/h
	HEATING CAPACITY	10,000 Btu/h	13,500 Btu/h	20,000 Btu/h
POWER	VOLT / PHASE / Hz	1 / 208-230 / 60	1 / 208-230 / 60	1 / 208-230 / 60
UNIT DIMENSIONS	WIDTH	22 5/8 in.	22 5/8 in.	22 5/8 in.
	HEIGHT	9 13/16 in.	9 13/16 in.	9 13/16 in.
	DEPTH	22 5/8 in.	22 5/8 in.	22 5/8 in.
	WEIGHT	25.6 lbs.	25.6 lbs.	25.6 lbs.
PIPE CONNECTIONS	HIGH SIDE / LOW SIDE	1/4 in. / 3/8 in.	1/4 in. / 3/8 in.	1/4 in. / 1/2 in.
	DRAIN	1 1/4 in. OD, 1 in. ID	1 1/4 in. OD, 1 in. ID	1 1/4 in. OD, 1 in. ID
EVAPORATOR FAN	CFM (L / M / H)	212 / 247 / 283	226 / 283 / 325	300 / 336 / 371
FASCIAPANEL (SOLD SEPARATELY)	MODEL NUMBER	PC4SUFMUN	PC4SUFMUN	PC4SUFMUN
	LENGTH	24 7/16 in.	24 7/16 in.	24 7/16 in.
	WIDTH	24 7/16 in.	24 7/16 in.	24 7/16 in.
	HEIGHT	2 1/4 in.	2 1/4 in.	2 1/4 in.
	WEIGHT	6 lbs.	6 lbs.	6 lbs.



Product Registration Required
Conditions Apply



The AHRI Certified® mark indicates Samsung's participation in the AHRI Certification program. For verification of individual certified products, go to www.ahridirectory.org.

Samsung HVAC maintains a policy of ongoing development, specifications are subject to change without notice.

*The WindFree™ unit delivers an air current that is under 0.15 m/s while in WindFree™ mode. Air velocity that is below 0.15 m/s is considered "still air" as defined by ASHRAE 55-2013 (American Society of Heating, Refrigerating, and Air-Conditioning Engineers).

WindFree™* 1-Way Cassette

US CODE	INDOOR UNIT	CNH091DB	CNH121DB
MODEL NUMBER	INDOOR UNIT	AC009BN1DCH/AA	AC012BN1DCH/AA
PERFORMANCE	COOLING CAPACITY	9,000 Btu/h	12,000 Btu/h
	HEATING CAPACITY	12,000 Btu/h	14,000 Btu/h
POWER	VOLT / PHASE / Hz	1 / 208-230 / 60	1 / 208-230 / 60
UNIT DIMENSIONS	WIDTH	38 3/16 in.	38 3/16 in.
	HEIGHT	55/16 in.	55/16 in.
	DEPTH	16 1/8 in.	16 1/8 in.
	WEIGHT	20.5 lbs.	20.5 lbs.
PIPE CONNECTIONS	HIGH SIDE / LOW SIDE	1/4 in. / 3/8 in.	1/4 in. / 3/8 in.
	DRAIN	1 1/4 in. OD, 1 in. ID	1 1/4 in. OD, 1 in. ID
EVAPORATOR FAN	CFM (L / M / H)	205 / 230 / 258	254 / 290 / 318
FASCIA PANEL (SOLD SEPARATELY)	MODEL NUMBER	PC1NWFJUN	PC1NWFJUN
	LENGTH	19.69 in.	19.69 in.
	WIDTH	47.17 in.	47.17 in.
	HEIGHT	3.78 in.	3.78 in.
	WEIGHT	9.5 lbs.	9.5 lbs.



Product Registration Required
Conditions Apply



The AHRI Certified® mark indicates Samsung's participation in the AHRI Certification program. For verification of individual certified products, go to www.ahridirectory.org.

Samsung HVAC maintains a policy of ongoing development, specifications are subject to change without notice.

*The WindFree™ unit delivers an air current that is under 0.15 m/s while in WindFree™ mode. Air velocity that is below 0.15 m/s is considered "still air" as defined by ASHRAE 55-2013 (American Society of Heating, Refrigerating, and Air-Conditioning Engineers).

Slim Duct

US CODE	INDOOR UNIT	CNH09LDB	CNH12LDB	CNH18LDB
MODEL NUMBER	INDOOR UNIT	AC009BNLDCH/AA	AC012BNLDCH/AA	AC018BNLDCH/AA
PERFORMANCE	COOLING CAPACITY	9,000 Btu/h	12,000 Btu/h	18,000 Btu/h
	HEATING CAPACITY	12,000 Btu/h	14,000 Btu/h	20,000 Btu/h
POWER	VOLT / PHASE / Hz	1 / 208-230 / 60	1 / 208-230 / 60	1 / 208-230 / 60
UNIT DIMENSIONS	WIDTH	35 7/16 in.	35 7/16 in.	43 5/16 in.
	HEIGHT	7 13/16 in.	7 13/16 in.	7 13/16 in.
	DEPTH	17 5/16 in.	17 5/16 in.	17 5/16 in.
	WEIGHT	41.7 lbs.	41.7 lbs.	49.4 lbs.
PIPE CONNECTIONS	HIGH SIDE / LOW SIDE	1/4 in. / 3/8 in.	1/4 in. / 3/8 in.	1/4 in. / 1/2 in.
	CONDENSATE CONNECTION	1 1/4 in. OD, 1 in. ID	1 1/4 in. OD, 1 in. ID	1 1/4 in. OD, 1 in. ID
EVAPORATOR FAN	CFM (L / M / H)	194 / 230 / 283	300 / 353 / 399	353 / 459 / 600
	STATIC PRESSURE (STANDARD)	0.1 in. WC	0.1 in. WC	0.1 in. WC
	STATIC PRESSURE (MIN. / MAX.)	0.0 / 0.24 in. WC	0.0 / 0.24 in. WC	0.0 / 0.24 in. WC



Product Registration Required
Conditions Apply



The AHRI Certified® mark indicates Samsung's participation in the AHRI Certification program. For verification of individual certified products, go to www.ahridirectory.org.

Samsung HVAC maintains a policy of ongoing development, specifications are subject to change without notice.

Duct S

US CODE	INDOOR UNIT	JNH09HDB	JNH12HDB	JNH15HDB	JNH18HDB
MODEL NUMBER	INDOOR UNIT	AJ009BNHDCH/AA	AJ012BNHDCH/AA	AJ015BNHDCH/AA	AJ018BNHDCH/AA
PERFORMANCE	COOLING CAPACITY	9,000 Btu/h	12,000 Btu/h	15,000 Btu/h	18,000 Btu/h
	HEATING CAPACITY	12,000 Btu/h	14,000 Btu/h	18,000 Btu/h	21,000 Btu/h
POWER	VOLT / PHASE / Hz	1 / 208-230 / 60	1 / 208-230 / 60	1 / 208-230 / 60	1 / 208-230 / 60
UNIT DIMENSIONS	WIDTH	35 7/16 in.	35 7/16 in.	35 7/16 in.	35 7/16 in.
	HEIGHT	9 13/16 in.	9 13/16 in.	9 13/16 in.	9 13/16 in.
	DEPTH	27 9/16 in.	27 9/16 in.	27 9/16 in.	27 9/16 in.
	WEIGHT	58.9 lbs.	58.9 lbs.	58.9 lbs.	58.9 lbs.
PIPE CONNECTIONS	HIGH SIDE / LOW SIDE	1/4 in. / 3/8 in.	1/4 in. / 3/8 in.	1/4 in. / 1/2 in.	1/4 in. / 1/2 in.
	CONDENSATE CONNECTION	1 1/4 in. OD, 1 in. ID	1 1/4 in. OD, 1 in. ID	1 1/4 in. OD, 1 in. ID	1 1/4 in. OD, 1 in. ID
EVAPORATOR FAN	CFM (L / M / H)	243 / 258 / 297	258 / 314 / 399	307 / 374 / 441	346 / 417 / 502
	STATIC PRESSURE (STANDARD)	0.18 in. WC	0.18 in. WC	0.18 in. WC	0.18 in. WC
	STATIC PRESSURE (MIN. / MAX.)	0.10 / 0.59 in. WC	0.10 / 0.59 in. WC	0.10 / 0.59 in. WC	0.10 / 0.59 in. WC



Product Registration Required
Conditions Apply



The AHRI Certified® mark indicates Samsung's participation in the AHRI Certification program. For verification of individual certified products, go to www.ahridirectory.org.

Samsung HVAC maintains a policy of ongoing development, specifications are subject to change without notice.

Multi-Position Air Handler (MPAH)

US CODE	INDOOR UNIT	CNH12ZDB	CNH18ZDB	CNH24ZDB
MODEL NUMBER	INDOOR UNIT	AC012BNZDCH/AA	AC018BNZDCH/AA	AC024BNZDCH/AA
PERFORMANCE	COOLING CAPACITY	12,000 Btu/h	18,000 Btu/h	24,000 Btu/h
	HEATING CAPACITY	13,500 Btu/h	20,000 Btu/h	27,000 Btu/h
POWER	VOLT / PHASE / Hz	1 / 208-230 / 60	1 / 208-230 / 60	1 / 208-230 / 60
UNIT DIMENSIONS	WIDTH	17 1/2 in.	17 1/2 in.	17 1/2 in.
	HEIGHT	43 in.	43 in.	43 in.
	DEPTH	21 3/4 in.	21 3/4 in.	21 3/4 in.
	WEIGHT	95.9 lbs.	98.1 lbs.	98.1 lbs.
PIPE CONNECTIONS	HIGH SIDE / LOW SIDE	1/4 in. / 3/8 in.	1/4 in. / 1/2 in.	1/4 in. / 1/2 in.
	CONDENSATE CONNECTION	3/4" FNPT	3/4" FNPT	3/4" FNPT
EVAPORATOR FAN	CFM (L / M / H)	244 / 286 / 374	494 / 530 / 600	547 / 636 / 759
	STATIC PRESSURE (STANDARD)	0.4 in. WC	0.58 in. WC	0.58 in. WC
	STATIC PRESSURE (MIN./MAX.)	0.10 / 0.50 in. WC	0 / 0.80 in. WC	0 / 0.80 in. WC



Product Registration Required
Conditions Apply



The AHRI Certified® mark indicates Samsung's participation in the AHRI Certification program. For verification of individual certified products, go to www.ahridirectory.org.

Samsung HVAC maintains a policy of ongoing development, specifications are subject to change without notice.

Console

US CODE	US CODE	CNH09JDB	CNH12JDB	CNH15JDB	CNH18JDB
MODEL NUMBER	MODEL NUMBER	AC009BNJDCH/AA	AC012BNJDCH/AA	AC015BNJDCH/AA	AC018BNJDCH/AA
PERFORMANCE	COOLING CAPACITY	9,000 Btu/h	10,200 Btu/h	15,000 Btu/h	17,000 Btu/h
	HEATING CAPACITY	10,100 Btu/h	13,000 Btu/h	18,000 Btu/h	19,000 Btu/h
POWER	VOLT / PHASE / Hz	1 / 208-230 / 60	1 / 208-230 / 60	1 / 208-230 / 60	1 / 208-230 / 60
UNIT DIMENSIONS	WIDTH	28 3/8 in.	28 3/8 in.	28 3/8 in.	28 3/8 in.
	HEIGHT	7 13/16 in.	7 13/16 in.	7 13/16 in.	7 13/16 in.
	DEPTH	24 7/16 in.	24 7/16 in.	24 7/16 in.	24 7/16 in.
	WEIGHT	34.6 lbs.	34.6 lbs.	35.1 lbs.	35.1 lbs.
PIPE CONNECTIONS	HIGH SIDE / LOW SIDE	1/4 in. / 3/8 in.	1/4 in. / 3/8 in.	1/4 in. / 1/2 in.	1/4 in. / 1/2 in.
	CONDENSATE CONNECTION	1 1/4 in. OD, 1 in. ID	1 1/4 in. OD, 1 in. ID	1 1/4 in. OD, 1 in. ID	1 1/4 in. OD, 1 in. ID
EVAPORATOR FAN	CFM (L / M / H)	212 / 240 / 265	220 / 254 / 300	254 / 290 / 318	261 / 297 / 332
ACCESSORIES	WIRELESS CONTROLLER	INCLUDED	INCLUDED	INCLUDED	INCLUDED






Product Registration Required
Conditions Apply



The AHRI Certified® mark indicates Samsung's participation in the AHRI Certification program. For verification of individual certified products, go to www.ahridirectory.org.

Samsung HVAC maintains a policy of ongoing development, specifications are subject to change without notice.

Free Joint Multi (FJM)

US CODE	OUTDOOR UNIT	JXH20J2B	JXH24J3B	JXH36J4B	JXH48J5B
MODEL NUMBER	OUTDOOR UNIT	AJ020BXJ2CH/AA	AJ024BXJ3CH/AA	AJ036BXJ4CH/AA	AJ048BXJ5CH/AA
IDU CONNECTION	QUANTITY	2	2-3	2-4	2-5
PERFORMANCE	COOLING CAPACITY (STANDARD / MAX.) ¹	18,000 / 18,000 Btu/h	22,000 / 22,000 Btu/h	32,000 / 36,000 Btu/h	47,000 / 48,200 Btu/h
	MIN. COOLING CAPACITY	5,500 Btu/h	6,500 Btu/h	6,500 Btu/h	6,500 Btu/h
	HEATING CAPACITY (STANDARD / MAX.) ¹	22,000 / 26,400 Btu/h	25,000 / 29,600 Btu/h	36,000 / 42,000 Btu/h	48,500 / 53,600 Btu/h
	MIN. HEATING CAPACITY	3,500 Btu/h	4,300 Btu/h	7,500 Btu/h	7,500 Btu/h
	SEER (DUCTED / MIXED / NON-DUCTED)	18.00 / 18.75 / 19.50	17.00 / 18.00 / 19.00	16.50 / 18.00 / 19.50	16.00 / 17.85 / 19.70
	EER (DUCTED / MIXED / NON-DUCTED)	11.10 / 11.90 / 12.70	10.10 / 11.40 / 12.70	9.30 / 10.90 / 12.50	8.60 / 9.55 / 10.50
	HSPF (DUCTED / MIXED / NON-DUCTED)	9.50 / 9.75 / 10.00	9.00 / 9.50 / 10.00	9.00 / 9.50 / 10.00	9.20 / 9.75 / 10.30
POWER	VOLT / PHASE / Hz	1 / 208-230 / 60	1 / 208-230 / 60	1 / 208-230 / 60	1 / 208-230 / 60
	MAX. BREAKER	20.0 A	25.0 A	30.0 A	40.0 A
	MCA	16.5 A	19.5 A	26.0 A	37.0 A
UNIT DIMENSIONS	WIDTH	34.5/8 in.	34.5/8 in.	37 in.	37 in.
	HEIGHT	31.7/16 in.	31.7/16 in.	39.5/16 in.	47.5/8 in.
	DEPTH	12.3/16 in.	12.3/16 in.	13 in.	13 in.
	WEIGHT	116.8 lbs.	125.7 lbs.	168.7 lbs.	192.9 lbs.
OPERATING TEMPERATURE (°F)	COOLING	14 - 114.8°F	14 - 114.8°F	14 - 114.8°F	14 - 114.8°F
	HEATING	5 - 75°F	5 - 75°F	5 - 75°F	5 - 75°F
OPERATING TEMPERATURE (°C)	COOLING	-10.0 - 46.0°C	-10.0 - 46.0°C	-10.0 - 46.0°C	-10.0 - 46.0°C
	HEATING	-15.0 - 24.0°C	-15.0 - 24.0°C	-15.0 - 24.0°C	-15.0 - 24.0°C
PIPE CONNECTIONS	HIGH SIDE	1/4" X 2	1/4" X 3	1/4" X 4	1/4" X 5
	LOW SIDE	3/8" X 1 + 1/2" X 1	3/8" X 1 + 1/2" X 2	3/8" X 2 + 1/2" X 2	3/8" X 2 + 1/2" X 3
	INCLUDED PIPE ADAPTERS	1 - 1/2" X 3/8"	2 - 1/2" X 3/8"	2 - 1/2" X 3/8", 2 - 1/2" X 5/8"	3 - 1/2" X 3/8", 2 - 1/2" X 5/8"
	MAX. INDIVIDUAL LENGTH	82 ft.	82 ft.	82 ft.	82 ft.
	MAX. TOTAL LENGTH (TOTAL)	164 ft.	230 ft.	230 ft.	230 ft.
	MAX. VERTICAL (ODU TO IDU)	49 ft.	49 ft.	49 ft.	49 ft.
	MAX. VERTICAL (IDU TO IDU)	25 ft.	25 ft.	25 ft.	25 ft.
REFRIGERANT	R410A CHARGE	77.6 oz.	93.5 oz.	109.3 oz.	133.4 oz.
	CHARGED FOR	98.4 ft.	131 ft.	131 ft.	164 ft.
CONDENSER FAN	CFM (MAX.)	1,667	1,667	2,493	3,885
CERTIFICATIONS	ENERGY STAR® CERTIFIED	 Non-Ducted Indoor Units Only	 Non-Ducted Indoor Units Only	 Non-Ducted Indoor Units Only	-



Product Registration Required
Conditions Apply






The AHRI Certified® mark indicates Samsung's participation in the AHRI Certification program. For verification of individual certified products, go to www.ahridirectory.org.

¹ Minimum and maximum capacity will vary based on connected indoor unit capacity and type. Select Models are ENERGY STAR® labeled. Proper sizing and installation of equipment is critical to achieve performance. Split system air conditioners and heat pumps (excluding ductless systems) must be matched with appropriate coil components to meet ENERGY STAR® criteria. Ask your contractor for details or visit www.energystar.gov. Samsung HVAC maintains a policy of ongoing development, specifications are subject to change without notice.

Free Joint Multi (FJM) Max Heat®



US CODE	OUTDOOR UNIT	JXH2053B	JXH2454B	JXH3054B	JXH3654B
MODEL NUMBER	OUTDOOR UNIT	AJ020BXS3CH/AA	AJ024BXS4CH/AA	AJ030BXS4CH/AA	AJ036BXS4CH/AA
IDU CONNECTION	QUANTITY	2-3	2-4	2-4	2-4
PERFORMANCE	COOLING CAPACITY (STANDARD / MAX.) ¹	21,000 / 21,000 Btu/h	25,000 / 25,000 Btu/h	28,400 / 28,400 Btu/h	34,000 / 39,600 Btu/h
	MIN. COOLING CAPACITY	5,500 Btu/h	6,500 Btu/h	6,500 Btu/h	6,500 Btu/h
	HEATING CAPACITY (STANDARD / MAX.) ¹	22,000 / 22,000 Btu/h	25,000 / 25,000 Btu/h	28,600 / 28,600 Btu/h	36,600 / 36,600 Btu/h
	MIN. HEATING CAPACITY	7,500 Btu/h	7,500 Btu/h	7,500 Btu/h	7,500 Btu/h
	MAX. HEATING CAPACITY AT 5°F (-15.0°C)	22,000 Btu/h	25,000 Btu/h	28,600 Btu/h	36,600 Btu/h
	MAX. HEATING CAPACITY AT -13°F (-25.0°C)	15,380 Btu/h	17,480 Btu/h	20,000 Btu/h	25,590 Btu/h
	SEER (DUCTED / MIXED / NON-DUCTED)	15.50 / 16.75 / 18.00	16.00 / 17.50 / 19.00	17.00 / 18.00 / 19.00	18.00 / 19.00 / 20.00
	EER (DUCTED / MIXED / NON-DUCTED)	11.40 / 12.45 / 13.50	10.60 / 11.80 / 13.00	10.50 / 11.50 / 12.50	11.00 / 11.75 / 12.50
HSPF (DUCTED / MIXED / NON-DUCTED)	9.50 / 9.75 / 10.00	9.50 / 9.75 / 10.00	9.80 / 10.40 / 11.00	9.10 / 9.80 / 10.50	
POWER	VOLT / PHASE / Hz	1/208-230/60	1/208-230/60	1/208-230/60	1/208-230/60
	MAX. BREAKER	30.0 A	30.0 A	30.0 A	40.0 A
	MCA	25.5 A	26.0 A	26.0 A	36.5 A
UNIT DIMENSIONS	WIDTH	37 in.	37 in.	37 in.	37 in.
	HEIGHT	39 5/16 in.	39 5/16 in.	39 5/16 in.	47 5/8 in.
	DEPTH	13 in.	13 in.	13 in.	13 in.
	WEIGHT	170.9 lbs.	173.1 lbs.	173.1 lbs.	192.9 lbs.
OPERATING TEMPERATURE (°F)	COOLING	14 - 114.8°F	14 - 114.8°F	14 - 114.8°F	14 - 114.8°F
	HEATING	-13 - 75°F	-13 - 75°F	-13 - 75°F	-13 - 75°F
OPERATING TEMPERATURE (°C)	COOLING	-10.0 - 46.0°C	-10.0 - 46.0°C	-10.0 - 46.0°C	-10.0 - 46.0°C
	HEATING	-25.0 - 24.0°C	-25.0 - 24.0°C	-25.0 - 24.0°C	-25.0 - 24.0°C
PIPE CONNECTIONS	HIGH SIDE	1/4" X 3	1/4" X 4	1/4" X 4	1/4" X 4
	LOW SIDE	3/8" X 3	3/8" X 2 + 1/2" X 2	3/8" X 2 + 1/2" X 2	3/8" X 2 + 1/2" X 2
	INCLUDED PIPE ADAPTERS	1- 3/8" X 1/2"	2- 1/2" X 3/8"	2- 1/2" X 3/8"	2- 1/2" X 3/8", 2- 1/2" X 5/8"
	MAX. INDIVIDUAL LENGTH	82 ft.	82 ft.	82 ft.	82 ft.
	MAX. TOTAL LENGTH	164 ft.	230 ft.	230 ft.	230 ft.
	MAX. VERTICAL (IDU TO IDU)	49 ft.	49 ft.	49 ft.	49 ft.
REFRIGERANT	R410A CHARGE	119.9 oz.	119.9 oz.	119.9 oz.	127.0 oz.
	CHARGED FOR	131 ft.	131 ft.	131 ft.	164 ft.
CONDENSER FAN	CFM (MAX.)	2,493	2,493	2,493	3,885
CERTIFICATIONS	ENERGY STAR® CERTIFIED				
		Non-Ducted Indoor Units Only	Non-Ducted Indoor Units Only	Non-Ducted Indoor Units Only	Non-Ducted Indoor Units Only



Product Registration Required
Conditions Apply




The AHRI Certified® mark indicates Samsung's participation in the AHRI Certification program. For verification of individual certified products, go to www.ahridirectory.org.

¹ Minimum and maximum capacity will vary based on connected indoor unit capacity and type.

Select Models are ENERGY STAR® labeled. Proper sizing and installation of equipment is critical to achieve performance. Split system air conditioners and heat pumps (excluding ductless systems) must be matched with appropriate coil components to meet ENERGY STAR® criteria. Ask your contractor for details or visit www.energystar.gov.

Samsung HVAC maintains a policy of ongoing development, specifications are subject to change without notice.

WindFree™* 4-Way Cassette

US CODE	INDOOR UNIT	CNH184DB	CNH244DB	CNH304DB	CNH364DB	CNH424DB	CNH484DB
	OUTDOOR UNIT	CXH18ADB	CXH24ADB	CXH30ADB	CXH36ADB	CXH42ADB	CXH48ADB
MODEL NUMBER	INDOOR UNIT	AC018BN4DCH/AA	AC024BN4DCH/AA	AC030BN4DCH/AA	AC036BN4DCH/AA	AC042BN4DCH/AA	AC048BN4DCH/AA
	OUTDOOR UNIT	AC018BXADCH/AA	AC024BXADCH/AA	AC030BXADCH/AA	AC036BXADCH/AA	AC042BXADCH/AA	AC048BXADCH/AA
PERFORMANCE	COOLING CAPACITY	18,000 Btu/h	24,000 Btu/h	30,000 Btu/h	36,000 Btu/h	42,000 Btu/h	48,000 Btu/h
	COOLING RANGE	6,000 - 26,000 Btu/h	8,000 - 32,000 Btu/h	9,000 - 35,000 Btu/h	11,000 - 43,000 Btu/h	11,500 - 47,000 Btu/h	12,000 - 52,000 Btu/h
	HEATING CAPACITY	20,000 Btu/h	27,000 Btu/h	32,000 Btu/h	40,000 Btu/h	47,000 Btu/h	54,000 Btu/h
	HEATING RANGE	5,500 - 31,000 Btu/h	7,000 - 40,000 Btu/h	7,500 - 43,000 Btu/h	12,500 - 52,000 Btu/h	12,500 - 58,000 Btu/h	13,000 - 60,000 Btu/h
	SEER / EER	22.80 / 13.80	20.50 / 12.60	20.10 / 11.00	20.30 / 11.50	18.50 / 10.00	17.20 / 8.30
	CO P	4.20	3.20	3.40	3.80	3.60	3.10
	HSPF	10.50	10.40	10.20	10.60	10.20	10.00
POWER	VOLT / PHASE / Hz	1 / 208-230 / 60	1 / 208-230 / 60	1 / 208-230 / 60	1 / 208-230 / 60	1 / 208-230 / 60	1 / 208-230 / 60
	MAX. BREAKER	25 A	30 A	30 A	35 A	40 A	40 A
	MCA	20.1 A	24.1 A	24.0 A	24.5 A	32.2 A	32.8 A
INDOOR UNIT DIMENSIONS	WIDTH	33 1/16 in.	33 1/16 in.	33 1/16 in.	33 1/16 in.	33 1/16 in.	33 1/16 in.
	HEIGHT	9 11/16 in.	9 11/16 in.	11 5/16 in.	11 5/16 in.	11 5/16 in.	11 5/16 in.
	DEPTH	33 1/16 in.	33 1/16 in.	33 1/16 in.	33 1/16 in.	33 1/16 in.	33 1/16 in.
	WEIGHT	35.1 lbs.	35.3 lbs.	41.9 lbs.	46.7 lbs.	46.7 lbs.	46.7 lbs.
OUTDOOR UNIT DIMENSIONS	WIDTH	34 5/8 in.	37 in.	37 in.	37 in.	37 in.	37 in.
	HEIGHT	31 7/16 in.	39 5/16 in.	39 5/16 in.	47 11/16 in.	47 11/16 in.	47 11/16 in.
	DEPTH	12 1/4 in.	13 in.	13 in.	13 in.	13 in.	13 in.
	WEIGHT	118.4 lbs.	158.7 lbs.	158.7 lbs.	189.6 lbs.	195.1 lbs.	195.1 lbs.
OPERATING TEMPERATURE (°F)	COOLING	0 - 122°F	0 - 122°F	0 - 122°F	0 - 122°F	0 - 122°F	0 - 122°F
	HEATING	-13 - 75°F	-13 - 75°F	-4 - 75°F	-4 - 75°F	-4 - 75°F	-4 - 75°F
OPERATING TEMPERATURE (°C)	COOLING	-18 - 50°C	-18 - 50°C	-18 - 50°C	-18 - 50°C	-18 - 50°C	-18 - 50°C
	HEATING	-25 - 24°C	-25 - 24°C	-20 - 24°C	-20 - 24°C	-20 - 24°C	-20 - 24°C
PIPE CONNECTIONS	HIGH SIDE / LOW SIDE	1/4 in. / 1/2 in.	1/4 in. / 5/8 in.	3/8 in. / 5/8 in.	3/8 in. / 5/8 in.	3/8 in. / 5/8 in.	3/8 in. / 5/8 in.
	MAX. LENGTH	164 ft.	164 ft.	164 ft.	246 ft.	246 ft.	246 ft.
	MAX. VERTICAL	98.4 ft.	98.4 ft.	98.4 ft.	98.4 ft.	98.4 ft.	98.4 ft.
REFRIGERANT	R410A CHARGE	4.41 lbs.	5.73 lbs.	5.73 lbs.	6.39 lbs.	7.5 lbs.	7.5 lbs.
	CHARGED FOR	24.6 ft.	24.6 ft.	24.6 ft.	24.6 ft.	24.6 ft.	24.6 ft.
EVAPORATOR FAN	CFM (L / M / H)	636 / 742 / 848	636 / 742 / 848	629 / 833 / 996	671 / 911 / 1208	710 / 954 / 1247	749 / 996 / 1289
CONDENSER FAN	CFM (MAX.)	2154	2684	2684	3532	3532	3532
FASCIAPANEL (SOLD SEPARATELY)	MODEL NUMBER	PCANLFMJN	PCANLFMJN	PCANLFMJN	PCANLFMJN	PCANLFMJN	PCANLFMJN
	LENGTH	37 3/8 in.	37 3/8 in.	37 3/8 in.	37 3/8 in.	37 3/8 in.	37 3/8 in.
	WIDTH	37 3/8 in.	37 3/8 in.	37 3/8 in.	37 3/8 in.	37 3/8 in.	37 3/8 in.
	HEIGHT	21 2/2 in.	21 2/2 in.	21 2/2 in.	21 2/2 in.	21 2/2 in.	21 2/2 in.
	WEIGHT	13.88 lbs.	13.88 lbs.	13.88 lbs.	13.88 lbs.	13.88 lbs.	13.88 lbs.
CERTIFICATIONS	ENERGY STAR® CERTIFIED			-	-	-	-



Product Registration Required
Conditions Apply





The AHRI Certified® mark indicates Samsung's participation in the AHRI Certification program. For verification of individual certified products, go to www.ahridirectory.org.

Select Models are ENERGY STAR® labeled. Proper sizing and installation of equipment is critical to achieve performance. Split system air conditioners and heat pumps (excluding ductless systems) must be matched with appropriate coil components to meet ENERGY STAR® criteria. Ask your contractor for details or visit www.energystar.gov. Samsung HVAC maintains a policy of ongoing development, specifications are subject to change without notice.

*The WindFree™ unit delivers an air current that is under 0.15 m/s while in WindFree™ mode. Air velocity that is below 0.15 m/s is considered "still air" as defined by ASHRAE 55-2013 (American Society of Heating, Refrigerating, and Air-Conditioning Engineers).

WindFree™* Mini 4-Way Cassette

US CODE	INDOOR UNIT	CNH09NDB	CNH12NDB	CNH18NDB
	OUTDOOR UNIT	CXH09ADB	CXH12ADB	CXH18ADB
MODEL NUMBER	INDOOR UNIT	AC009BNNNDCH/AA	AC012BNNNDCH/AA	AC018BNNNDCH/AA
	OUTDOOR UNIT	AC009BXADCH/AA	AC012BXADCH/AA	AC018BXADCH/AA
PERFORMANCE	COOLING CAPACITY	9,100 Btu/h	10,800 Btu/h	17,400 Btu/h
	COOLING RANGE	3,400 - 14,000 Btu/h	3,500 - 14,500 Btu/h	5,500 - 21,000 Btu/h
	HEATING CAPACITY	10,000 Btu/h	13,500 Btu/h	20,000 Btu/h
	HEATING RANGE	2,900 - 15,000 Btu/h	3,000 - 15,500 Btu/h	3,300 - 23,500 Btu/h
	SEER / EER	21.00 / 13.00	20.50 / 12.50	19.30 / 11.00
	COP	4.30	3.70	2.90
	HSPF	11.70	11.20	10.10
POWER	VOLT / PHASE / Hz	1 / 208-230 / 60	1 / 208-230 / 60	1 / 208-230 / 60
	MAX. BREAKER	15A	15A	25A
	MCA	10.9 A	10.9 A	20.1 A
INDOOR UNIT DIMENSIONS	WIDTH	22 5/8 in.	22 5/8 in.	22 5/8 in.
	HEIGHT	9 13/16 in.	9 13/16 in.	9 13/16 in.
	DEPTH	22 5/8 in.	22 5/8 in.	22 5/8 in.
	WEIGHT	25.6 lbs.	25.6 lbs.	25.6 lbs.
OUTDOOR UNIT DIMENSIONS	WIDTH	31 1/8 in.	31 1/8 in.	34 5/8 in.
	HEIGHT	21 9/16 in.	21 9/16 in.	31 7/16 in.
	DEPTH	11 1/4 in.	11 1/4 in.	12 3/16 in.
	WEIGHT	74.3 lbs.	74.3 lbs.	118.4 lbs.
OPERATING TEMPERATURE (°F)	COOLING	0 - 122°F	0 - 122°F	0 - 122°F
	HEATING	-13 - 75°F	-13 - 75°F	-13 - 75°F
OPERATING TEMPERATURE (°C)	COOLING	-18 - 50°C	-18 - 50°C	-18 - 50°C
	HEATING	-25 - 24°C	-25 - 24°C	-25 - 24°C
PIPE CONNECTIONS	HIGH SIDE / LOW SIDE	1/4 in. / 3/8 in.	1/4 in. / 3/8 in.	1/4 in. / 1/2 in.
	MAX. LENGTH	65.6 ft.	65.6 ft.	164 ft.
	MAX. VERTICAL	49.2 ft.	49.2 ft.	98.4 ft.
REFRIGERANT	R410A CHARGE	2.54 lbs.	2.54 lbs.	4.41 lbs.
	CHARGED FOR	24.6 ft.	24.6 ft.	24.6 ft.
EVAPORATOR FAN	CFM(L / M / H)	212 / 247 / 283	226 / 283 / 325	300 / 336 / 371
CONDENSER FAN	CFM(MAX.)	1,059	1,059	2,154
FASCIA PANEL (SOLD SEPARATELY)	MODEL NUMBER	PC4SUFMUN	PC4SUFMUN	PC4SUFMUN
	LENGTH	24 7/16 in.	24 7/16 in.	24 7/16 in.
	WIDTH	24 7/16 in.	24 7/16 in.	24 7/16 in.
	DEPTH	113/16 in.	113/16 in.	113/16 in.
	WEIGHT	6 lbs.	6 lbs.	6 lbs.
CERTIFICATIONS	ENERGY STAR® CERTIFIED			-



Product Registration Required
Conditions Apply



The AHRI Certified® mark indicates Samsung's participation in the AHRI Certification program. For verification of individual certified products, go to www.ahridirectory.org.

Samsung HVAC maintains a policy of ongoing development, specifications are subject to change without notice.

*The WindFree™ unit delivers an air current that is under 0.15 m/s while in WindFree™ mode. Air velocity that is below 0.15 m/s is considered "still air" as defined by ASHRAE 55-2013 (American Society of Heating, Refrigerating, and Air-Conditioning Engineers).

Select Models are ENERGY STAR® labeled. Proper sizing and installation of equipment is critical to achieve performance. Split system air conditioners and heat pumps (excluding ductless systems) must be matched with appropriate coil components to meet ENERGY STAR® criteria. Ask your contractor for details or visit www.energystar.gov.

WindFree™* 1-Way Cassette

US CODE	INDOOR UNIT	CNH091DB	CNH121DB	CNH181DB
	OUTDOOR UNIT	CXH09ADB	CXH12ADB	CXH18ADB
MODEL NUMBER	INDOOR UNIT	AC009BN1DCH/AA	AC012BN1DCH/AA	AC018BN1DCH/AA
	OUTDOOR UNIT	AC009BXADCH/AA	AC012BXADCH/AA	AC018BXADCH/AA
PERFORMANCE	COOLING CAPACITY	9,000 Btu/h	12,000 Btu/h	18,000 Btu/h
	COOLING RANGE	2700 - 12,500 Btu/h	2,900 - 12,900 Btu/h	6,800 - 19,000 Btu/h
	HEATING CAPACITY	12,000 Btu/h	14,000 Btu/h	20,000 Btu/h
	HEATING RANGE	2,400 - 18,000 Btu/h	2,900 - 20,000 Btu/h	3,600 - 28,000 Btu/h
	SEER / EER	21.80 / 13.40	19.30 / 10.70	19.60 / 11.10
	COP	3.00	2.90	3.20
	HSPF	13.50	9.70	9.70
POWER	VOLT / PHASE / Hz	1 / 208-230 / 60	1 / 208-230 / 60	1 / 208-230 / 60
	MAX. BREAKER	15A	15A	25A
	MCA	10.9 A	10.9 A	20.1 A
INDOOR UNIT DIMENSIONS	WIDTH	38 3/16 in.	38 3/16 in.	47 1/4 in.
	HEIGHT	55/16 in.	55/16 in.	57/16 in.
	DEPTH	16 1/8 in.	16 1/8 in.	17 3/4 in.
	WEIGHT	20.5 lbs.	20.5 lbs.	29.5 lbs.
OUTDOOR UNIT DIMENSIONS	WIDTH	31 1/8 in.	31 1/8 in.	34 5/8 in.
	HEIGHT	21 9/16 in.	21 9/16 in.	31 7/16 in.
	DEPTH	11 1/4 in.	11 1/4 in.	12 3/16 in.
	WEIGHT	74.3 lbs.	74.3 lbs.	118.4 lbs.
OPERATING TEMPERATURE (°F)	COOLING	0 - 122°F	0 - 122°F	0 - 122°F
	HEATING	-13 - 75°F	-13 - 75°F	-13 - 75°F
OPERATING TEMPERATURE (°C)	COOLING	-18 - 50°C	-18 - 50°C	-18 - 50°C
	HEATING	-25 - 24°C	-25 - 24°C	-25 - 24°C
PIPE CONNECTIONS	HIGH SIDE / LOW SIDE	1/4 in. / 3/8 in.	1/4 in. / 3/8 in.	1/4 in. / 1/2 in.
	MAX. LENGTH	65.6 ft.	65.6 ft.	164 ft.
	MAX. VERTICAL	49.2 ft.	49.2 ft.	98.4 ft.
REFRIGERANT	R410A CHARGE	2.54 lbs.	2.54 lbs.	4.41 lbs.
	CHARGE FOR	24.6 ft.	24.6 ft.	24.6 ft.
EVAPORATOR FAN	CFM (L / M / H)	205 / 230 / 258	254 / 290 / 318	424 / 459 / 494
CONDENSER FAN	CFM (MAX.)	1,059	1,059	2,154
FASCIA PANEL (SOLD SEPARATELY)	MODEL NUMBER	PC1NWFJUN	PC1NWFJUN	PC1BWFJUN
	LENGTH	19.69 in.	19.69 in.	19.69 in.
	WIDTH	47.17 in.	47.17 in.	55.51 in.
	DEPTH	1.38 in.	1.38 in.	1.38 in.
	WEIGHT	9.5 lbs.	9.5 lbs.	11.0 lbs.
CERTIFICATIONS	ENERGY STAR® CERTIFIED	-	-	-



Product Registration Required
Conditions Apply




The AHRI Certified® mark indicates Samsung's participation in the AHRI Certification program. For verification of individual certified products, go to www.ahridirectory.org.

Samsung HVAC maintains a policy of ongoing development, specifications are subject to change without notice.

*The WindFree™ unit delivers an air current that is under 0.15 m/s while in WindFree™ mode. Air velocity that is below 0.15 m/s is considered "still air" as defined by ASHRAE 55-2013 (American Society of Heating, Refrigerating, and Air-Conditioning Engineers).

360 Cassette

US CODE	INDOOR UNIT	CNH186DB	CNH246DB	CNH306DB	CNH366DB	CNH426DB	CNH486DB
	OUTDOOR UNIT	CXH18ADB	CXH24ADB	CXH30ADB	CXH36ADB	CXH42ADB	CXH48ADB
MODEL NUMBER	INDOOR UNIT	AC018BN6DCH/AA	AC024BN6DCH/AA	AC030BN6DCH/AA	AC036BN6DCH/AA	AC042BN6DCH/AA	AC048BN6DCH/AA
	OUTDOOR UNIT	AC018BXADCH/AA	AC024BXADCH/AA	AC030BXADCH/AA	AC036BXADCH/AA	AC042BXADCH/AA	AC048BXADCH/AA
PERFORMANCE	COOLING CAPACITY	18,000 Btu/h	24,000 Btu/h	30,000 Btu/h	36,000 Btu/h	42,000 Btu/h	48,000 Btu/h
	COOLING RANGE	6,000 - 25,000 Btu/h	8,000 - 32,000 Btu/h	9,000 - 35,000 Btu/h	11,000 - 43,000 Btu/h	11,500 - 47,000 Btu/h	12,000 - 52,000 Btu/h
	HEATING CAPACITY	20,000 Btu/h	27,000 Btu/h	32,000 Btu/h	40,000 Btu/h	47,000 Btu/h	54,000 Btu/h
	HEATING RANGE	4,900 - 28,000 Btu/h	7,000 - 40,000 Btu/h	7,500 - 43,000 Btu/h	12,500 - 52,000 Btu/h	12,500 - 58,000 Btu/h	13,000 - 60,000 Btu/h
	SEER / EER	21.00 / 12.30	21.00 / 12.70	20.10 / 11.00	20.30 / 11.50	18.50 / 10.00	17.20 / 8.30
	COP	3.40	3.20	3.40	3.60	3.30	2.90
	HSPF	10.00	10.80	10.20	10.30	9.80	9.60
POWER	VOLT / PHASE / Hz	1/208-230/60	1/208-230/60	1/208-230/60	1/208-230/60	1/208-230/60	1/208-230/60
	MAX. BREAKER	25A	30A	30A	35A	40A	40A
	MCA	20.1A	24.1A	24.0A	24.5A	32.2A	32.8A
INDOOR UNIT DIMENSIONS	WIDTH	37 1/4 in.	37 1/4 in.	37 1/4 in.	37 1/4 in.	37 1/4 in.	37 1/4 in.
	HEIGHT	11 in.	14 3/8 in.	14 3/8 in.	14 3/8 in.	14 3/8 in.	14 3/8 in.
	DEPTH	37 1/4 in.	37 1/4 in.	37 1/4 in.	37 1/4 in.	37 1/4 in.	37 1/4 in.
	WEIGHT	44.1 lbs.	51.4 lbs.	51.4 lbs.	55.6 lbs.	55.6 lbs.	55.6 lbs.
OUTDOOR UNIT DIMENSIONS	WIDTH	34 5/8 in.	37 in.	37 in.	37 in.	37 in.	37 in.
	HEIGHT	31 7/16 in.	39 5/16 in.	39 5/16 in.	47 11/16 in.	47 11/16 in.	47 11/16 in.
	DEPTH	12 1/4 in.	13 in.	13 in.	13 in.	13 in.	13 in.
	WEIGHT	118.4 lbs.	158.7 lbs.	158.7 lbs.	189.6 lbs.	195.1 lbs.	195.1 lbs.
OPERATING TEMPERATURE (°F)	COOLING	0 - 122°F	0 - 122°F	0 - 122°F	0 - 122°F	0 - 122°F	0 - 122°F
	HEATING	-13 - 75°F	-13 - 75°F	-4 - 75°F	-4 - 75°F	-4 - 75°F	-4 - 75°F
OPERATING TEMPERATURE (°C)	COOLING	-18 - 50°C	-18 - 50°C	-18 - 50°C	-18 - 50°C	-18 - 50°C	-18 - 50°C
	HEATING	-25 - 24°C	-25 - 24°C	-20 - 24°C	-20 - 24°C	-20 - 24°C	-20 - 24°C
PIPE CONNECTIONS	HIGH SIDE / LOW SIDE	1/4 in. / 1/2 in.	1/4 in. / 5/8 in.	3/8 in. / 5/8 in.	3/8 in. / 5/8 in.	3/8 in. / 5/8 in.	3/8 in. / 5/8 in.
	MAX. LENGTH	164 ft.	164 ft.	164 ft.	246 ft.	246 ft.	246 ft.
	MAX. VERTICAL	98.4 ft.	98.4 ft.	98.4 ft.	98.4 ft.	98.4 ft.	98.4 ft.
REFRIGERANT	R410A CHARGE	4.41 lbs.	5.73 lbs.	5.73 lbs.	6.39 lbs.	7.5 lbs.	7.5 lbs.
	CHARGED FOR	24.6 ft.	24.6 ft.	24.6 ft.	24.6 ft.	24.6 ft.	24.6 ft.
EVAPORATOR FAN	CFM (L / M / H)	480 / 547 / 646	745 / 632 / 526	632 / 745 / 904	710 / 943 / 1,180	745 / 982 / 1,218	823 / 1,024 / 1,257
CONDENSER FAN	CFM (MAX)	2,154	2,684	2,684	3,532	3,532	3,532
FASCIAPANEL (SOLD SEPARATELY)	CEILING TYPE (SQUARE - WHITE)	PC4N1UMJN	PC4N1UMJN	PC4N1UMJN	PC4N1UMJN	PC4N1UMJN	PC4N1UMJN
	CEILING TYPE (SQUARE - BLACK)	PC4N1BMJN	PC4N1BMJN	PC4N1BMJN	PC4N1BMJN	PC4N1BMJN	PC4N1BMJN
	LENGTH	39 3/8 in.	39 3/8 in.	39 3/8 in.	39 3/8 in.	39 3/8 in.	39 3/8 in.
	WIDTH	39 3/8 in.	39 3/8 in.	39 3/8 in.	39 3/8 in.	39 3/8 in.	39 3/8 in.
	HEIGHT	25/8 in.	25/8 in.	25/8 in.	25/8 in.	25/8 in.	25/8 in.
	WEIGHT	7.94 lbs.	7.94 lbs.	7.94 lbs.	7.94 lbs.	7.94 lbs.	7.94 lbs.
	OPEN TYPE (CIRCLE - WHITE)	PC4N1UNJN	PC4N1UNJN	PC4N1UNJN	PC4N1UNJN	PC4N1UNJN	PC4N1UNJN
	OPEN TYPE (CIRCLE - BLACK)	PC4N1BNJN	PC4N1BNJN	PC4N1BNJN	PC4N1BNJN	PC4N1BNJN	PC4N1BNJN
	LENGTH	41 5/16 in.	41 5/16 in.	41 5/16 in.	41 5/16 in.	41 5/16 in.	41 5/16 in.
	WIDTH	41 5/16 in.	41 5/16 in.	41 5/16 in.	41 5/16 in.	41 5/16 in.	41 5/16 in.
	HEIGHT	3 11/16 in.	3 11/16 in.	3 11/16 in.	3 11/16 in.	3 11/16 in.	3 11/16 in.
	WEIGHT	5.95 lbs.	5.95 lbs.	5.95 lbs.	5.95 lbs.	5.95 lbs.	5.95 lbs.
CERTIFICATIONS	ENERGY STAR® CERTIFIED	-		-	-	-	-




Product Registration Required
Conditions Apply



The AHRI Certified® mark indicates Samsung's participation in the AHRI Certification program. For verification of individual certified products, go to www.ahridirectory.org.

*With Wind Baffles
ETL / Intertek Logo (Minimum of 1 inch wide)
Samsung HVAC maintains a policy of ongoing development, specifications are subject to change without notice.

Slim Duct

US CODE	INDOOR UNIT	CNH09LDB	CNH12LDB	CNH18LDB
	OUTDOOR UNIT	CXH09ADB	CXH12ADB	CXH18ADB
MODEL NUMBER	INDOOR UNIT	AC009BNLDCH/AA	AC012BNLDCH/AA	AC018BNLDCH/AA
	OUTDOOR UNIT	AC009BXADCH/AA	AC012BXADCH/AA	AC018BXADCH/AA
PERFORMANCE	COOLING CAPACITY	9,000 Btu/h	12,000 Btu/h	18,000 Btu/h
	COOLING RANGE	3,000 - 13,000 Btu/h	3,200 - 14,000 Btu/h	5,500 - 22,000 Btu/h
	HEATING CAPACITY	12,000 Btu/h	14,000 Btu/h	20,000 Btu/h
	HEATING RANGE	2,900 - 16,000 Btu/h	3,000 - 17,000 Btu/h	3,000 - 25,000 Btu/h
	SEER / EER	21.10 / 14.00	20.70 / 12.00	19.80 / 12.10
	COP	3.50	3.60	3.20
	HSPF	11.30	10.80	9.00
POWER	VOLT / PHASE / Hz	1 / 208-230 / 60	1 / 208-230 / 60	1 / 208-230 / 60
	MAX. BREAKER	15A	15A	25A
	MCA	10.9 A	10.9 A	20.1 A
INDOOR UNIT DIMENSIONS	WIDTH	357/16 in.	357/16 in.	43 5/16 in.
	HEIGHT	713/16 in.	713/16 in.	713/16 in.
	DEPTH	17 5/16 in.	17 5/16 in.	17 13/16 in.
	WEIGHT	41.7 lbs.	41.7 lbs.	49.4 lbs.
	DUCT SUPPLY	29 3/8 X 5 15/16 in.	29 3/8 X 5 15/16 in.	33 7/8 X 6 in.
	DUCT RETURN	30 5/8 X 6 5/8 in. (inside)	30 5/8 X 6 5/8 in. (inside)	38 1/2 X 6 5/8 in. (inside)
OUTDOOR UNIT DIMENSIONS	WIDTH	311/8 in.	311/8 in.	34 5/8 in.
	HEIGHT	21 9/16 in.	21 9/16 in.	31 7/16 in.
	DEPTH	111/4 in.	111/4 in.	123/16 in.
	WEIGHT	74.3 lbs.	74.3 lbs.	118.4 lbs.
OPERATING TEMPERATURE (°F)	COOLING	0 - 122°F	0 - 122°F	0 - 122°F
	HEATING	-13 - 75°F	-13 - 75°F	-13 - 75°F
OPERATING TEMPERATURE (°C)	COOLING	-18 - 50°C	-18 - 50°C	-18 - 50°C
	HEATING	-25 - 24°C	-25 - 24°C	-25 - 24°C
PIPE CONNECTIONS	HIGH SIDE / LOW SIDE	1/4 in. / 3/8 in.	1/4 in. / 3/8 in.	1/4 in. / 1/2 in.
	MAX. LENGTH	65.6 ft	65.6 ft	164 ft
	MAX. VERTICAL	49.2 ft	49.2 ft	98.4 ft
	CONDENSATE CONNECTION	1 1/4 in. OD, 1 in. ID	1 1/4 in. OD, 1 in. ID	1 1/4 in. OD, 1 in. ID
REFRIGERANT	R410A CHARGE	2.54 lbs.	2.54 lbs.	4.41 lbs.
	CHARGED FOR	24.6 ft	24.6 ft	24.6 ft
EVAPORATOR FAN	CFM (L / M / H)	194 / 230 / 283	300 / 353 / 399	353 / 459 / 600
	STATIC PRESSURE (STANDARD)	0.1 in. WC	0.1 in. WC	0.1 in. WC
	STATIC PRESSURE (MIN. / MAX.)	0.0 / 0.24 in. WC	0.0 / 0.24 in. WC	0.0 / 0.24 in. WC
CONDENSER FAN	CFM (MAX.)	1,059	1,059	2,154
CERTIFICATIONS	ENERGY STAR® CERTIFIED		-	-



Product Registration Required
Conditions Apply







The AHRI Certified® mark indicates Samsung's participation in the AHRI Certification program. For verification of individual certified products, go to www.ahridirectory.org.

Select Models are ENERGY STAR® labeled. Proper sizing and installation of equipment is critical to achieve performance. Split system air conditioners and heat pumps (excluding ductless systems) must be matched with appropriate coil components to meet ENERGY STAR® criteria. Ask your contractor for details or visit www.energystar.gov.

Samsung HVAC maintains a policy of ongoing development, specifications are subject to change without notice.

Duct S

US CODE	INDOOR UNIT	CNH09HDB	CNH12HDB	CNH18HDB	CNH24HDB
	OUTDOOR UNIT	CXH09ADB	CXH12ADB	CXH18ADB	CXH24ADB
MODEL NUMBER	INDOOR UNIT	AC009BNHDCH/AA	AC012BNHDCH/AA	AC018BNHDCH/AA	AC024BNHDCH/AA
	OUTDOOR UNIT	AC009BXADCH/AA	AC012BXADCH/AA	AC018BXADCH/AA	AC024BXADCH/AA
PERFORMANCE	COOLING CAPACITY	9,000 Btu/h	12,000 Btu/h	18,000 Btu/h	24,000 Btu/h
	COOLING RANGE	3,300 - 14,000 Btu/h	3,500 - 15,000 Btu/h	6,000 - 24,000 Btu/h	8,400 - 32,000 Btu/h
	HEATING CAPACITY	12,000 Btu/h	14,000 Btu/h	20,000 Btu/h	27,000 Btu/h
	HEATING RANGE	2,800 - 15,000 Btu/h	3,000 - 18,000 Btu/h	5,000 - 30,000 Btu/h	7,000 - 39,000 Btu/h
	SEER/EER	20.60 / 13.10	20.30 / 12.50	19.60 / 12.50	20.50 / 12.60
	COP	3.80	3.90	3.80	3.30
	HSPF	10.80	10.60	10.60	11.00
POWER	VOLT / PHASE / Hz	1 / 208-230 / 60	1 / 208-230 / 60	1 / 208-230 / 60	1 / 208-230 / 60
	MAX. BREAKER	15A	15A	25A	30A
	MCA	10.9A	10.9A	20.1A	24.1A
INDOOR UNIT DIMENSIONS	WIDTH	337/16 in.	337/16 in.	471/4 in.	471/4 in.
	HEIGHT	913/16 in.	913/16 in.	913/16 in.	913/16 in.
	DEPTH	279/16 in.	279/16 in.	279/16 in.	279/16 in.
	WEIGHT	58.9 lbs.	58.9 lbs.	76.9 lbs.	77.2 lbs.
	DUCTS SUPPLY	323/16 X 811/16 in.	323/16 X 811/16 in.	4515/16 X 811/16 in.	4515/16 X 811/16 in.
	DUCT RETURN	323/16 X 811/16 in.	323/16 X 811/16 in.	4515/16 X 811/16 in.	4515/16 X 811/16 in.
OUTDOOR UNIT DIMENSIONS	WIDTH	311/8 in.	311/8 in.	34 5/8 in.	37 in.
	HEIGHT	219/16 in.	219/16 in.	317/16 in.	39 5/16 in.
	DEPTH	11 1/4 in.	11 1/4 in.	12 1/4 in.	13 in.
	WEIGHT	74.3 lbs.	74.3 lbs.	118.4 lbs.	158.7 lbs.
OPERATING TEMPERATURE (°F)	COOLING	0 - 122°F	0 - 122°F	0 - 122°F	0 - 122°F
	HEATING	-13 - 75°F	-13 - 75°F	-13 - 75°F	-13 - 75°F
OPERATING TEMPERATURE (°C)	COOLING	-18 - 50°C	-18 - 50°C	-18 - 50°C	-18 - 50°C
	HEATING	-25 - 24°C	-25 - 24°C	-25 - 24°C	-25 - 24°C
PIPE CONNECTIONS	HIGH SIDE / LOW SIDE	1/4 in. / 3/8 in.	1/4 in. / 3/8 in.	1/4 in. / 1/2 in.	1/4 in. / 5/8 in.
	MAX. LENGTH	65.6 ft.	65.6 ft.	164 ft.	164 ft.
	MAX. VERTICAL	49.2 ft.	49.2 ft.	98.4 ft.	98.4 ft.
	CONDENSATE CONNECTION	1 1/4 in. OD, 1 in. ID	1 1/4 in. OD, 1 in. ID	1 1/4 in. OD, 1 in. ID	1 1/4 in. OD, 1 in. ID
REFRIGERANT	R410A CHARGE	2.54 lbs.	2.54 lbs.	4.41 lbs.	5.73 lbs.
	CHARGED FOR	24.6 ft.	24.6 ft.	24.6 ft.	24.6 ft.
EVAPORATOR FAN	CFM (L / M / H)	244 / 258 / 297	258 / 314 / 399	477 / 537 / 618	593 / 671 / 749
	STATIC PRESSURE (STANDARD)	0.18 in. WC	0.18 in. WC	0.18 in. WC	0.18 in. WC
	STATIC PRESSURE (MIN. / MAX.)	0.1 / 0.6 in. WC	0.1 / 0.6 in. WC	0.1 / 0.8 in. WC	0.1 / 0.8 in. WC
CONDENSER FAN	CFM (MAX.)	1,059	1,059	2,154	2,684
CERTIFICATIONS	ENERGY STAR® CERTIFIED				



Product Registration Required
Conditions Apply



The AHRI Certified® mark indicates Samsung's participation in the AHRI Certification program. For verification of individual certified products, go to www.ahridirectory.org.

Select Models are ENERGY STAR® labeled. Proper sizing and installation of equipment is critical to achieve performance. Split system air conditioners and heat pumps (excluding ductless systems) must be matched with appropriate coil components to meet ENERGY STAR® criteria. Ask your contractor for details or visit www.energystar.gov.

Samsung HVAC maintains a policy of ongoing development, specifications are subject to change without notice.

Duct S - continued

US CODE	INDOOR UNIT	CNH30HDB	CNH36HDB	CNH42HDB	CNH48HDB
	OUTDOOR UNIT	CXH30ADB	CXH36ADB	CXH42ADB	CXH48ADB
MODEL NUMBER	INDOOR UNIT	AC030BNH DCH/AA	AC036BNH DCH/AA	AC042BNH DCH/AA	AC048BNH DCH/AA
	OUTDOOR UNIT	AC030BXADCH/AA	AC036BXADCH/AA	AC042BXADCH/AA	AC048BXADCH/AA
PERFORMANCE	COOLING CAPACITY	30,000 Btu/h	36,000 Btu/h	42,000 Btu/h	48,000 Btu/h
	COOLING RANGE	8,600 - 34,000 Btu/h	11,500 - 44,000 Btu/h	12,000 - 46,000 Btu/h	12,500 - 51,000 Btu/h
	HEATING CAPACITY	32,000 Btu/h	40,000 Btu/h	47,000 Btu/h	54,000 Btu/h
	HEATING RANGE	7,900 - 41,000 Btu/h	10,500 - 56,000 Btu/h	11,000 - 63,000 Btu/h	11,500 - 65,000 Btu/h
	SEER / EER	17.70 / 10.30	19.00 / 10.70	17.50 / 9.20	16.30 / 8.00
	COP	3.30	3.40	3.20	2.80
	HSPF	11.00	10.00	8.80	8.80
POWER	VOLT / PHASE / Hz	1 / 208-230 / 60	1 / 208-230 / 60	1 / 208-230 / 60	1 / 208-230 / 60
	MAX. BREAKER	30 A	35 A	40 A	40 A
	MCA	24.0 A	24.5 A	32.2 A	32.8 A
INDOOR UNIT DIMENSIONS	WIDTH	47 1/4 in.	51 3/16 in.	51 3/16 in.	51 3/16 in.
	HEIGHT	9 13/16 in.	11 13/16 in.	11 13/16 in.	11 13/16 in.
	DEPTH	27 9/16 in.	27 9/16 in.	27 9/16 in.	27 9/16 in.
	WEIGHT	77.2 lbs.	97 lbs.	97 lbs.	97 lbs.
	DUCTS SUPPLY	45 15/16 X 8 11/16 in.	49 15/16 X 10 5/8 in.	49 15/16 X 10 5/8 in.	49 15/16 X 10 5/8 in.
	DUCT RETURN	45 15/16 X 8 11/16 in.	49 15/16 X 10 5/8 in.	49 15/16 X 10 5/8 in.	49 15/16 X 10 5/8 in.
OUTDOOR UNIT DIMENSIONS	WIDTH	37 in.	37 in.	37 in.	37 in.
	HEIGHT	39 5/16 in.	47 11/16 in.	47 11/16 in.	47 11/16 in.
	DEPTH	13 in.	13 in.	13 in.	13 in.
	WEIGHT	158.7 lbs.	189.6 lbs.	195.1 lbs.	195.1 lbs.
OPERATING TEMPERATURE (°F)	COOLING	0 - 122°F	0 - 122°F	0 - 122°F	0 - 122°F
	HEATING	-4 - 75°F	-4 - 75°F	-4 - 75°F	-4 - 75°F
OPERATING TEMPERATURE (°C)	COOLING	-18 - 50°C	-18 - 50°C	-18 - 50°C	-18 - 50°C
	HEATING	-20 - 24°C	-20 - 24°C	-20 - 24°C	-20 - 24°C
PIPE CONNECTIONS	HIGH SIDE / LOW SIDE	3/8 in. / 5/8 in.	3/8 in. / 5/8 in.	3/8 in. / 5/8 in.	3/8 in. / 5/8 in.
	MAX. LENGTH	164 ft.	246 ft.	246 ft.	246 ft.
	MAX. VERTICAL	98.4 ft.	98.4 ft.	98.4 ft.	98.4 ft.
	CONDENSATE CONNECTION	1 1/4 in. OD, 1 in. ID	1 1/4 in. OD, 1 in. ID	1 1/4 in. OD, 1 in. ID	1 1/4 in. OD, 1 in. ID
REFRIGERANT	R410A CHARGE	5.73 lbs.	6.39 lbs.	7.5 lbs.	7.5 lbs.
	CHARGED FOR	24.6 ft.	24.6 ft.	24.6 ft.	24.6 ft.
EVAPORATOR FAN	CFM (L / M / H)	600 / 759 / 918	848 / 1,024 / 1,165	918 / 1,095 / 1,236	954 / 1,130 / 1,271
	STATIC PRESSURE (STANDARD)	0.58 in. WC	0.58 in. WC	0.58 in. WC	0.58 in. WC
	STATIC PRESSURE (MIN. / MAX.)	0.1 / 0.8 in. WC	0.12 / 0.8 in. WC	0.12 / 0.8 in. WC	0.12 / 0.8 in. WC
CONDENSER FAN	CFM (MAX.)	2,684	3,532	3,532	3,532
CERTIFICATIONS	ENERGY STAR® CERTIFIED	-	-	-	-



Product Registration Required
Conditions Apply



The AHRI Certified® mark indicates Samsung's participation in the AHRI Certification program. For verification of individual certified products, go to www.ahridirectory.org.

Select Models are ENERGY STAR® labeled. Proper sizing and installation of equipment is critical to achieve performance. Split system air conditioners and heat pumps (excluding ductless systems) must be matched with appropriate coil components to meet ENERGY STAR® criteria. Ask your contractor for details or visit www.energystar.gov.

Samsung HVAC maintains a policy of ongoing development, specifications are subject to change without notice.

Multi-Position Air Handler (MPAH)

US CODE	INDOOR UNIT	CNH18ZDK	CNH24ZDK	CNH30ZDK
	OUTDOOR UNIT	CXH18ADB	CXH24ADB	CXH30ADB
MODEL NUMBER	INDOOR UNIT	AC018KNZDCH/AA	AC024KNZDCH/AA	AC030KNZDCH/AA
	OUTDOOR UNIT	AC018BXADCH/AA	AC024BXADCH/AA	AC030BXADCH/AA
PERFORMANCE	COOLING CAPACITY	18,000 Btu/h	24,000 Btu/h	30,000 Btu/h
	COOLING RANGE	5,000 - 22,000 Btu/h	8,000 - 30,000 Btu/h	8,500 - 34,000 Btu/h
	HEATING CAPACITY	20,000 Btu/h	27,000 Btu/h	32,000 Btu/h
	HEATING RANGE	5,000 - 29,000 Btu/h	7,000 - 35,000 Btu/h	7,200 - 37,000 Btu/h
	SEER / EER	19.20 / 12.00	18.70 / 11.00	18.80 / 10.70
	COP	3.1	2.8	3.0
	HSPF	10.0	10.9	10.5
POWER	VOLT / PHASE / Hz	1/208-230 / 60	1/208-230 / 60	1/208-230 / 60
	MAX. BREAKER	25A	30 A	30 A
	MCA	20.1 A	24.1A	24.0 A
INDOOR UNIT DIMENSIONS	WIDTH	17 1/2 in.	17 1/2 in.	21 in.
	HEIGHT	43 in.	43 in.	48 in.
	DEPTH	21 in.	21 in.	21 in.
	WEIGHT	98.1 lbs.	98.1 lbs.	125.7 lbs.
OUTDOOR UNIT DIMENSIONS	WIDTH	34 5/8 in.	37 in.	37 in.
	HEIGHT	31 7/16 in.	39 5/16 in.	39 5/16 in.
	DEPTH	12 1/4 in.	13 in.	13 in.
	WEIGHT	118.4 lbs.	158.7 lbs.	158.7 lbs.
OPERATING TEMPERATURE (°F)	COOLING	0 - 122°F	0 - 122°F	0 - 122°F
	HEATING	-13 - 75°F	-13 - 75°F	-4 - 75°F
OPERATING TEMPERATURE (°C)	COOLING	-18 - 50°C	-18 - 50°C	-18 - 50°C
	HEATING	-25 - 24°C	-25 - 24°C	-20 - 24°C
PIPE CONNECTIONS	HIGH SIDE / LOW SIDE	1/4 in. / 1/2 in.	1/4 in. / 5/8 in.	3/8 in. / 5/8 in.
	MAX. LENGTH	164 ft.	164 ft.	164 ft.
	MAX. VERTICAL	98.4 ft.	98.4 ft.	98.4 ft.
	CONDENSATE CONNECTION	3/4 in. FNPT	3/4 in. FNPT	3/4 in. FNPT
REFRIGERANT	FACTORY CHARGE	4.41 lbs.	5.73 lbs.	5.73 lbs.
	CHARGED FOR	24.6 ft.	24.6 ft.	24.6 ft.
EVAPORATOR FAN	CFM (L / M / H)	494 / 530 / 600	547 / 636 / 759	848 / 918 / 1,006
	TOTAL CFM RANGE	300 - 740	300-885	410 - 1,200
	STATIC PRESSURE (STANDARD)	0.2 in. WC	0.2 in. WC	0.24 in. WC
	STATIC PRESSURE (MIN. / MAX.)	0.0 / 0.79 in. WC	0.0 / 0.79 in. WC	0.0 / 0.98 in. WC
CONDENSER FAN	CFM (MAX.)	2,154	2,684	2,684
CERTIFICATIONS	ENERGY STAR® CERTIFIED	-	-	-



Product Registration Required
Conditions Apply



The AHRI Certified® mark indicates Samsung's participation in the AHRI Certification program. For verification of individual certified products, go to www.ahridirectory.org.

Samsung HVAC maintains a policy of ongoing development, specifications are subject to change without notice.

Multi-Position Air Handler (MPAH) - continued

US CODE	INDOOR UNIT	CNH36ZDK	CNH42ZDK	CNH48ZDK
	OUTDOOR UNIT	CXH36ADB	CXH42ADB	CXH48ADB
MODEL NUMBER	INDOOR UNIT	AC036KNZDCH/AA	AC042KNZDCH/AA	AC048KNZDCH/AA
	OUTDOOR UNIT	AC036BXADCH/AA	AC042BXADCH/AA	AC048BXADCH/AA
PERFORMANCE	COOLING CAPACITY	36,000 Btu/h	42,000 Btu/h	48,000 Btu/h
	COOLING RANGE	10,000 - 37,000 Btu/h	12,000 - 46,000 Btu/h	12,500 - 52,000 Btu/h
	HEATING CAPACITY	40,000 Btu/h	47,000 Btu/h	53,000 Btu/h
	HEATING RANGE	10,000 - 50,000 Btu/h	10,500 - 60,000 Btu/h	11,000 - 63,000 Btu/h
	SEER / EER	18.20 / 10.00	19.30 / 10.15	18.20 / 9.20
	COP	3.2	3.0	3.0
	HSPF	10.2	9.6	9.8
POWER	VOLT / PHASE / Hz	1/208-230 / 60	1/208-230 / 60	1/208-230 / 60
	MAX. BREAKER	35A	40 A	40 A
	MCA	24.5 A	32.2 A	32.8 A
INDOOR UNIT DIMENSIONS	WIDTH	21 in.	24 1/2 in.	24 1/2 in.
	HEIGHT	48 in.	58 3/4 in.	58 3/4 in.
	DEPTH	21 in.	21 3/4 in.	21 3/4 in.
	WEIGHT	125.7 lbs.	166.50 lbs.	166.50 lbs.
OUTDOOR UNIT DIMENSIONS	WIDTH	37 in.	37 in.	37 in.
	HEIGHT	39 5/16 in.	47 11/16 in.	47 11/16 in.
	DEPTH	13 in.	13 in.	13 in.
	WEIGHT	189.6 lbs.	195.1 lbs.	195.1 lbs.
OPERATING TEMPERATURE (°F)	COOLING	0 - 122°F	0 - 122°F	0 - 122°F
	HEATING	-4 - 75°F	-4 - 75°F	-4 - 75°F
OPERATING TEMPERATURE (°C)	COOLING	-18 - 50°C	-18 - 50°C	-18 - 50°C
	HEATING	-20 - 24°C	-20 - 24°C	-20 - 24°C
PIPE CONNECTIONS	HIGH SIDE / LOW SIDE	3/8 in. / 5/8 in.	3/8 in. / 5/8 in.	3/8 in. / 5/8 in.
	MAX. LENGTH	246 ft	246 ft	246 ft
	MAX. VERTICAL	98.4 ft	98.4 ft	98.4 ft
	CONDENSATE CONNECTION	3/4 in. FNPT	3/4 in. FNPT	3/4 in. FNPT
REFRIGERANT	FACTORY CHARGE	6.39 lbs.	7.5 lbs.	7.5 lbs.
	CHARGED FOR	24.6 ft.	24.6 ft	24.6 ft.
EVAPORATOR FAN	CFM (L / M / H)	883 / 1,042 / 1,165	1,059 / 1,165 / 1,271	1,130 / 1,271 / 1,413
	TOTAL CFM RANGE	395 - 1,500	420 - 1,640	615 - 1,770
	STATIC PRESSURE (STANDARD)	0.24 in. WC	0.28 in. WC	0.28 in. WC
	STATIC PRESSURE (MIN. / MAX.)	0.0 / 0.98 in. WC	0.0 / 0.98 in. WC	0.0 / 0.98 in. WC
CONDENSER FAN	CFM (MAX.)	3,531	3,531	3,531
CERTIFICATIONS	ENERGY STAR® CERTIFIED	-	-	-



Product Registration Required
Conditions Apply



The AHRI Certified® mark indicates Samsung's participation in the AHRI Certification program. For verification of individual certified products, go to www.ahridirectory.org.

Samsung HVAC maintains a policy of ongoing development, specifications are subject to change without notice.

High Wall

US CODE	INDOOR UNIT	CNH18ADB	CNH24ADB	CNH30TDB	CNH36TDB
	OUTDOOR UNIT	CXH18ADB	CXH24ADB	CXH30ADB	CXH36ADB
MODEL NUMBER	INDOOR UNIT	AC018BNADCH/AA	AC024BNADCH/AA	AC030BNTDCH/AA	AC036BNTDCH/AA
	OUTDOOR UNIT	AC018BXADCH/AA	AC024BXADCH/AA	AC030BXADCH/AA	AC036BXADCH/AA
PERFORMANCE	COOLING CAPACITY	18,000 Btu/h	24,000 Btu/h	30,000 Btu/h	36,000 Btu/h
	COOLING RANGE	20,000 Btu/h	27,000 Btu/h	32,000 Btu/h	40,000 Btu/h
	HEATING CAPACITY	6,000 - 22,000 Btu/h	8,000 - 27,000 Btu/h	8,500 - 33,000 Btu/h	11,000 - 39,000 Btu/h
	HEATING RANGE	3,300 - 28,000 Btu/h	7,000 - 40,000 Btu/h	7,200 - 42,000 Btu/h	9,500 - 47,000 Btu/h
	SEER / EER	19.10 / 12.00	18.90 / 10.30	19.50 / 9.90	18.60 / 9.50
	COP	3.20	2.90	2.80	2.60
	HSPF	10.00	10.80	9.70	10.10
POWER	VOLT / PHASE / Hz	1 / 208-230 / 60	1 / 208-230 / 60	1 / 208-230 / 60	1 / 208-230 / 60
	MAX. BREAKER	25A	30 A	30 A	35A
	MCA	20.1A	24.1A	24.0A	24.5A
INDOOR UNIT DIMENSIONS	WIDTH	41 9/16 in.	41 9/16 in.	50 3/8 in.	50 3/8 in.
	HEIGHT	8 7/16 in.	8 7/16 in.	9 15/16 in.	9 15/16 in.
	DEPTH	11 3/4 in.	11 3/4 in.	13 9/16 in.	13 9/16 in.
	WEIGHT	27.8 lbs.	28 lbs.	40.8 lbs.	40.8 lbs.
OUTDOOR UNIT DIMENSIONS	WIDTH	34 5/8 in.	37 in.	37 in.	37 in.
	HEIGHT	31 7/16 in.	39 5/16 in.	39 5/16 in.	47 11/16 in.
	DEPTH	12 1/4 in.	13 in.	13 in.	13 in.
	WEIGHT	118.4 lbs.	158.7 lbs.	158.7 lbs.	189.6 lbs.
OPERATING TEMPERATURE (°F)	COOLING	0 - 122°F	0 - 122°F	0 - 122°F	0 - 122°F
	HEATING	-13 - 75°F	-13 - 75°F	-4 - 75°F	-4 - 75°F
OPERATING TEMPERATURE (°C)	COOLING	-18 - 50°C	-18 - 50°C	-18 - 50°C	-18 - 50°C
	HEATING	-25 - 24°C	-25 - 24°C	-20 - 24°C	-20 - 24°C
PIPE CONNECTIONS	HIGH SIDE / LOWSIDE	1/4 in. / 1/2 in.	1/4 in. / 5/8 in.	3/8 in. / 5/8 in.	3/8 in. / 5/8 in.
	MAX. LENGTH	164 ft.	164 ft.	164 ft.	246 ft.
	MAX. VERTICAL	98.4 ft.	98.4 ft.	98.4 ft.	98.4 ft.
REFRIGERANT	R410A CHARGE	4.41 lbs.	5.73 lbs.	5.73 lbs.	6.39 lbs.
	CHARGED FOR	24.6 ft.	24.6 ft.	24.6 ft.	24.6 ft.
EVAPORATOR FAN	CFM (L / M / H)	441 / 540 / 615	466 / 537 / 629	671 / 724 / 777	699 / 752 / 830
CONDENSER FAN	CFM (MAX.)	2,154	2,684	2,684	3,532
ACCESSORIES	WIRELESS CONTROLLER	INCLUDED	INCLUDED	INCLUDED	INCLUDED
CERTIFICATIONS	ENERGY STAR® CERTIFIED	-	-	-	-



Product Registration Required
Conditions Apply



The AHRI Certified® mark indicates Samsung's participation in the AHRI Certification program. For verification of individual certified products, go to www.ahridirectory.org.

Samsung HVAC maintains a policy of ongoing development, specifications are subject to change without notice.

Console

US CODE	INDOOR UNIT	CNH09JDB	CNH12JDB	CNH18JDB
	OUTDOOR UNIT	CXH09ADB	CXH12ADB	CXH18ADB
MODEL NUMBER	INDOOR UNIT	AC009BNJDCH/AA	AC012BNJDCH/AA	AC018BNJDCH/AA
	OUTDOOR UNIT	AC009BXADCH/AA	AC012BXADCH/AA	AC018BXADCH/AA
PERFORMANCE	COOLING CAPACITY	9,000 Btu/h	10,200 Btu/h	17,000 Btu/h
	COOLING RANGE	3,100 - 13,000 Btu/h	3,200 - 13,500 Btu/h	5,500 - 20,000 Btu/h
	HEATING CAPACITY	10,100 Btu/h	13,000 Btu/h	19,000 Btu/h
	HEATING RANGE	2,700 - 18,500 Btu/h	2,800 - 19,000 Btu/h	4,000 - 21,000 Btu/h
	SEER / EER	20.10 / 12.50	20.10 / 12.00	18.40 / 10.00
	COP	3.40	3.30	2.90
	HSPF	10.20	9.00	8.50
POWER	VOLT / PHASE / Hz	1 / 208-230 / 60	1 / 208-230 / 60	1 / 208-230 / 60
	MAX. BREAKER	15A	15A	25A
	MCA	10.9 A	10.9 A	20.1 A
INDOOR UNIT DIMENSIONS	WIDTH	28 3/8 in.	28 3/8 in.	28 3/8 in.
	HEIGHT	713/16 in.	713/16 in.	713/16 in.
	DEPTH	24 7/16 in.	24 7/16 in.	24 7/16 in.
	WEIGHT	34.6 lbs.	34.6 lbs.	35.1 lbs.
OUTDOOR UNIT DIMENSIONS	WIDTH	311/8 in.	311/8 in.	34 5/8 in.
	HEIGHT	219/16 in.	219/16 in.	317/16 in.
	DEPTH	111/4 in.	111/4 in.	123/16 in.
	WEIGHT	74.3 lbs.	74.3 lbs.	118.4 lbs.
OPERATING TEMPERATURE (°F)	COOLING	0 - 122°F	0 - 122°F	0 - 122°F
	HEATING	-13 - 75°F	-13 - 75°F	-13 - 75°F
OPERATING TEMPERATURE (°C)	COOLING	-18 - 50°C	-18 - 50°C	-18 - 50°C
	HEATING	-25 - 24°C	-25 - 24°C	-25 - 24°C
PIPE CONNECTIONS	HIGH SIDE / LOW SIDE	1/4 in. / 3/8 in.	1/4 in. / 3/8 in.	1/4 in. / 1/2 in.
	MAX. LENGTH	65.6 ft.	65.6 ft.	164 ft.
	MAX. VERTICAL	49.2 ft.	49.2 ft.	98.4 ft.
REFRIGERANT	R410A CHARGE	2.54 lbs.	2.54 lbs.	4.41 lbs.
	CHARGED FOR	24.6 ft.	24.6 ft.	24.6 ft.
EVAPORATOR FAN	COOLING CFM (L / M / H)	212 / 240 / 265	219 / 254 / 300	261 / 297 / 332
	HEATING CFM (L / M / H)	219 / 254 / 300	254 / 290 / 318	300 / 343 / 388
CONDENSER FAN	CFM (MAX.)	1,060	1,060	2,154
ACCESSORIES	WIRELESS CONTROLLER	INCLUDED	INCLUDED	INCLUDED
CERTIFICATIONS	ENERGY STAR® CERTIFIED	-	-	-



Product Registration Required
Conditions Apply



The AHRI Certified® mark indicates Samsung's participation in the AHRI Certification program. For verification of individual certified products, go to www.ahridirectory.org.

Samsung HVAC maintains a policy of ongoing development, specifications are subject to change without notice.

WindFree™* 4-Way Cassette Max Heat®



US CODE	INDOOR UNIT	CNH304DB	CNH364DB
	OUTDOOR UNIT	CXH305CB	CXH365CB
MODEL NUMBER	INDOOR UNIT	AC030BN4DCH/AA	AC036BN4DCH/AA
	OUTDOOR UNIT	AC030BXSCCH/AA	AC036BXSCCH/AA
PERFORMANCE	COOLING CAPACITY	30,000 Btu/h	36,000 Btu/h
	COOLING RANGE	13,000 - 36,000 Btu/h	14,000 - 42,000 Btu/h
	HEATING CAPACITY	34,000 Btu/h	40,000 Btu/h
	HEATING RANGE	10,000 - 40,000 Btu/h	10,500 - 45,000 Btu/h
	SEER / EER	22.00 / 13.20	21.00 / 13.00
	COP	3.85	3.85
	HSPF	10.60	10.60
POWER	VOLT / PHASE / Hz	1 / 208-230 / 60	1 / 208-230 / 60
	MAX. BREAKER	40 A	40 A
	MCA	32.1 A	33.2 A
INDOOR UNIT DIMENSIONS	WIDTH	33 1/16 in.	33 1/16 in.
	HEIGHT	11 5/16 in.	11 5/16 in.
	DEPTH	33 1/16 in.	33 1/16 in.
	WEIGHT	41.9 lbs.	46.7 lbs.
OUTDOOR UNIT DIMENSIONS	WIDTH	37 in.	37 in.
	HEIGHT	55 7/8 in.	55 7/8 in.
	DEPTH	13 in.	13 in.
	WEIGHT	220.5 lbs.	220.5 lbs.
OPERATING TEMPERATURE (°F)	COOLING	(-4**) 23 - 122°F	(-4**) 23 - 122°F
	HEATING	-13 - 75°F	-13 - 75°F
OPERATING TEMPERATURE (°C)	COOLING	(-20.0**) -5.0 - 50.0°C	(-20.0**) -5.0 - 50.0°C
	HEATING	-25.0 - 24.0°C	-25.0 - 24.0°C
PIPE CONNECTIONS	HIGH SIDE / LOW SIDE	3/8 in. / 5/8 in.	3/8 in. / 5/8 in.
	MAX. LENGTH	246 ft.	246 ft.
	MAX. VERTICAL	98 ft.	98 ft.
REFRIGERANT	R410A CHARGE	141.12 oz.	141.12 oz.
	CHARGED FOR	25 ft.	25 ft.
EVAPORATOR FAN	CFM(L / M / H)	629 / 833 / 996	671 / 911 / 1,208
CONDENSER FAN	CFM(MAX.)	4,414	4,414
FASCIA PANEL (SOLD SEPARATELY)	MODEL NUMBER	PC4NUFMUN	PC4NUFMUN
	LENGTH	37 3/8 in.	37 3/8 in.
	WIDTH	37 3/8 in.	37 3/8 in.
	HEIGHT	21 1/2 in.	21 1/2 in.
	WEIGHT	13.88 lbs.	13.88 lbs.
CERTIFICATIONS	ENERGY STAR® CERTIFIED		



Product Registration Required
Conditions Apply



The AHRI Certified® mark indicates Samsung's participation in the AHRI Certification program. For verification of individual certified products, go to www.ahridirectory.org.

Proper sizing and installation of equipment is critical to achieve performance. Split system air conditioners and heat pumps (excluding ductless systems) must be matched with appropriate coil components to meet ENERGY STAR® criteria. Ask your contractor for details or visit www.energystar.gov.

Samsung HVAC maintains a policy of ongoing development, specifications are subject to change without notice.

*The WindFree™ unit delivers an air current that is under 0.15 m/s while in WindFree™ mode. Air velocity that is below 0.15 m/s is considered "still air" as defined by ASHRAE 55-2013 (American Society of Heating, Refrigerating, and Air-Conditioning Engineers).

**With wind baffles



Duct S Max Heat®

US CODE	INDOOR UNIT	CNH30HDB	CNH36HDB
	OUTDOOR UNIT	CXH30SCB	CXH36SCB
MODEL NUMBER	INDOOR UNIT	AC030BNHDCH/AA	AC036BNHDCH/AA
	OUTDOOR UNIT	AC030BXSCCH/AA	AC036BXSCCH/AA
PERFORMANCE	COOLING CAPACITY	30,000 Btu/h	36,000 Btu/h
	COOLING RANGE	14,000 - 36,000 Btu/h	14,500 - 42,000 Btu/h
	HEATING CAPACITY	32,000 Btu/h	40,000 Btu/h
	HEATING RANGE	10,500 - 40,000 Btu/h	11,000 - 48,000 Btu/h
	SEER / EER	18.30 / 12.00	19.30 / 12.20
	COP	3.30	3.50
	HSPF	11.1	10.0
POWER	VOLT / PHASE / Hz	1 / 208-230 / 60	1 / 208-230 / 60
	MAX. BREAKER	40 A	40 A
	MCA	32.1 A	33.2 A
INDOOR UNIT DIMENSIONS	WIDTH	51 3/16 in.	51 3/16 in.
	HEIGHT	11 13/16 in.	11 13/16 in.
	DEPTH	27 9/16 in.	27 9/16 in.
	WEIGHT	77.2 lbs.	97 lbs.
	DUCT SUPPLY	45 15/16 X 8 11/16 in.	49 15/16 X 10 5/8 in.
	DUCT RETURN	45 15/16 X 8 11/16 in.	49 15/16 X 10 5/8 in.
OUTDOOR UNIT DIMENSIONS	WIDTH	37 in.	37 in.
	HEIGHT	55 7/8 in.	55 7/8 in.
	DEPTH	13 in.	13 in.
	WEIGHT	220.5 lbs.	220.5 lbs.
OPERATING TEMPERATURE (°F)	COOLING	(-4**) 23 - 122°F	(-4**) 23 - 122°F
	HEATING	-13 - 75°F	-13 - 75°F
OPERATING TEMPERATURE (°C)	COOLING	(-20.0**) -5.0 - 50.0°C	(-20.0**) -5.0 - 50.0°C
	HEATING	-25.0 - 24.0°C	-25.0 - 24.0°C
PIPE CONNECTIONS	HIGH SIDE / LOW SIDE	3/8 in. / 5/8 in.	3/8 in. / 5/8 in.
	MAX. LENGTH	246 ft.	246 ft.
	MAX. VERTICAL	98 ft.	98 ft.
REFRIGERANT	R410A CHARGE	141.12 oz.	141.12 oz.
	CHARGED FOR	25 ft.	25 ft.
EVAPO RATOR FAN	CFM(L / M / H)	600 / 759 / 918	848 / 1,024 / 1,165
	STATIC PRESSURE (STANDARD)	0.58 in. WC	0.58 in. WC
	STATIC PRESSURE (MIN./MAX.)	0.10 / 0.79 in. WC	0.12 / 0.79 in. WC
CONDENSER FAN	CFM(MAX.)	4,414	4,414
CERTIFICATIONS	ENERGY STAR® CERTIFIED	-	-



Product Registration Required
Conditions Apply



The AHRI Certified® mark indicates Samsung's participation in the AHRI Certification program. For verification of individual certified products, go to www.ahridirectory.org.

Samsung HVAC maintains a policy of ongoing development, specifications are subject to change without notice.

**With wind baffles

Multi-Position Air Handler (MPAH) Max Heat®



US CODE	INDOOR UNIT	CNH30ZDK	CNH36ZDK
	OUTDOOR UNIT	CXH30SCB	CXH36SCB
MODEL NUMBER	INDOOR UNIT	AC030KNZDCH/AA	AC036KNZDCH/AA
	OUTDOOR UNIT	AC030BXSCCH/AA	AC036BXSCCH/AA
PERFORMANCE	COOLING CAPACITY	30,000 Btu/h	36,000 Btu/h
	COOLING RANGE	13,000 - 36,000 Btu/h	13,500 - 42,000 Btu/h
	HEATING CAPACITY	32,000 Btu/h	40,000 Btu/h
	HEATING RANGE	10,000 - 40,000 Btu/h	10,500 - 45,000 Btu/h
	SEER / EER	20.30 / 13.10	20.00 / 12.30
	COP	3.44	3.32
	HSPF	10.60	10.40
POWER	VOLT / PHASE / Hz	1/208-230/60	1/208-230/60
	MAX. BREAKER	40 A	40 A
	MCA	32.1 A	33.2 A
INDOOR UNIT DIMENSIONS	WIDTH	21 in.	21 in.
	HEIGHT	48 in.	48 in.
	DEPTH	21 in.	21 in.
	WEIGHT	123.46 lbs.	123.46 lbs.
OUTDOOR UNIT DIMENSIONS	WIDTH	37 in.	37 in.
	HEIGHT	55 7/8 in.	55 7/8 in.
	DEPTH	13 in.	13 in.
	WEIGHT	220.5 lbs.	220.5 lbs.
OPERATING TEMPERATURE (°F)	COOLING	(-4**)23 - 122°F	(-4**)23 - 122°F
	HEATING	-13 - 75°F	-13 - 75°F
OPERATING TEMPERATURE (°C)	COOLING	(-20.0**) -5.0 - 50.0°C	(-20.0**) -5.0 - 50.0°C
	HEATING	-25.0 - 24.0°C	-25.0 - 24.0°C
PIPE CONNECTIONS	HIGH SIDE / LOW SIDE	3/8 in. / 5/8 in.	3/8 in. / 5/8 in.
	MAX. LENGTH	246 ft.	246 ft.
	MAX. VERTICAL	98 ft.	98 ft.
	CONDENSATE CONNECTION	3/4 in. FNPT	3/4 in. FNPT
REFRIGERANT	R410A CHARGE	141.12 oz.	141.12 oz.
	CHARGED FOR	25 ft.	25 ft.
EVAPORATOR FAN	CFM (L/M/H)	848 / 918 / 1,006	883 / 1,042 / 1,165
	STATIC PRESSURE (STANDARD)	0.24 in. WC	0.24 in. WC
	STATIC PRESSURE (MIN./MAX.)	0.0 / 0.98 in. WC	0.0 / 0.98 in. WC
CONDENSER FAN	CFM (MAX.)	4,414	4,414
CERTIFICATIONS	ENERGY STAR® CERTIFIED	-	-



Product Registration Required
Conditions Apply



The AHRI Certified® mark indicates Samsung's participation in the AHRI Certification program. For verification of individual certified products, go to www.ahridirectory.org.

Samsung HVAC maintains a policy of ongoing development, specifications are subject to change without notice.

-40° High Wall

US CODE	INDOOR UNIT	CNH18ADB	CNH24ADB	CNH30TDB	CNH36TDB
	OUTDOOR UNIT	CXC18SCB	CXC24SCB	CXC30SCB	CXC36SCB
MODEL NUMBER	INDOOR UNIT	AC018BNADCH/AA	AC024BNADCH/AA	AC030BNTDCH/AA	AC036BNTDCH/AA
	OUTDOOR UNIT	AC018BX5CCC/AA	AC024BX5CCC/AA	AC030BX5CCC/AA	AC036BX5CCC/AA
PERFORMANCE	COOLING CAPACITY	18,000 Btu/h	24,000 Btu/h	30,000 Btu/h	36,000 Btu/h
	COOLING RANGE	4,000 - 20,000 Btu/h	6,000 - 27,000 Btu/h	8,500 - 35,000 Btu/h	10,000 - 38,000 Btu/h
	SEER/ EER	20.00 / 12.00	18.50 / 9.60	19.70 / 10.20	18.00 / 8.10
POWER	VOLT / PHASE / Hz	1 / 208 - 230 / 60	1 / 208 - 230 / 60	1 / 208 - 230 / 60	1 / 208 - 230 / 60
	WORKING VOLTAGE RANGE	176 - 254 VAC (max. 3% deviation from each)	176 - 254 VAC (max. 3% deviation from each)	176 - 254 VAC (max. 3% deviation from each)	176 - 254 VAC (max. 3% deviation from each)
	MAX. BREAKER	15A	25A	30A	30A
	MCA	13.5A	20.1A	23.5A	24.9A
INDOOR UNIT DIMENSIONS	WIDTH	41 9/16 in.	41 9/16 in.	50 3/8 in.	50 3/8 in.
	HEIGHT	8 7/16 in.	8 7/16 in.	9 15/16 in.	9 15/16 in.
	DEPTH	11 3/4 in.	11 3/4 in.	13 9/16 in.	13 9/16 in.
	WEIGHT	25.8 lbs.	28 lbs.	40.8 lbs.	40.8 lbs.
OUTDOOR UNIT DIMENSIONS	WIDTH	34 9/16 in.	34 9/16 in.	37 in.	37 in.
	HEIGHT	25 1/8 in.	31 7/16 in.	39 5/16 in.	39 5/16 in.
	DEPTH	12 3/16 in.	12 3/16 in.	13 in.	13 in.
	WEIGHT	89.3 lbs.	115.7 lbs.	156.5 lbs.	156.5 lbs.
OPERATING TEMPERATURE (°F)	INDOOR	61 - 90°F	61 - 90°F	61 - 90°F	61 - 90°F
	OUTDOOR	(-40°) 23 - 122°F	(-40°) 23 - 122°F	(-40°) 23 - 122°F	(-40°) 23 - 122°F
OPERATING TEMPERATURE (°C)	INDOOR	16.1 - 32.2°C	16.1 - 32.2°C	16.1 - 32.2°C	16.1 - 32.2°C
	OUTDOOR	(-40.0°) -5.0 - 50.0°C	(-40.0°) -5.0 - 50.0°C	(-40.0°) -5.0 - 50.0°C	(-40.0°) -5.0 - 50.0°C
PIPE CONNECTIONS	HIGH SIDE / LOW SIDE	1/4 in. / 1/2 in.	1/4 in. / 5/8 in.	3/8 in. / 5/8 in.	3/8 in. / 5/8 in.
	MAX. LENGTH	98 ft	164 ft	164 ft	164 ft
	MAX. VERTICAL	66 ft	98 ft	98 ft	98 ft
REFRIGERANT	R410A CHARGE	45.92 oz.	70.56 oz.	84.64 oz.	84.64 oz.
	CHARGED FOR	25 ft.	25 ft.	25 ft.	25 ft.
EVAPORATOR FAN	CFM (L / M / H)	441 / 540 / 614	466 / 537 / 629	671 / 724 / 777	699 / 752 / 830
CONDENSER FAN	CFM (MAX.)	1,413	1,801	2,755	2,755
ACCESSORIES	WIRELESS CONTROLLER	INCLUDED	INCLUDED	INCLUDED	INCLUDED
CERTIFICATIONS	ENERGY STAR® CERTIFIED	-	-	-	-



The AHRI Certified® mark indicates Samsung's participation in the AHRI Certification program. For verification of individual certified products, go to www.ahridirectory.org.

*With Wind Baffles

Notice: Federal law allows this unit to be installed only in: AK, AL, AR, CO, CT, DC, DE, FL, GA, HI, ID, IL, IA, IN, KS, KY, LA, MA, MD, MS, MT, NC, ND, VA, NH, NJ, NY, OH, OK, OR, PA, RI, SC, SD, TN, TX, UT, VA, VT, WA, WV, WI, WY, and U.S. territories. Federal law prohibits installation of this unit in other states.

Samsung HVAC maintains a policy of ongoing development, specifications are subject to change without notice.

-40° WindFree™* 4-Way Cassette

US CODE	INDOOR UNIT	CNH184DB	CNH244DB	CNH304DB	CNH364DB
	OUTDOOR UNIT	CXC185CB	CXC245CB	CXC305CB	CXC365CB
MODEL NUMBER	INDOOR UNIT	AC018BN4DCH/AA	AC024BN4DCH/AA	AC030BN4DCH/AA	AC036BN4DCH/AA
	OUTDOOR UNIT	AC018BXSCC/AA	AC024BXSCC/AA	AC030BXSCC/AA	AC036BXSCC/AA
PERFORMANCE	COOLING CAPACITY	18,000 Btu/h	24,000 Btu/h	30,000 Btu/h	36,000 Btu/h
	COOLING RANGE	4,000 - 22,000 Btu/h	6,000 - 30,000 Btu/h	9,000 - 36,000 Btu/h	10,000 - 40,000 Btu/h
	SEER / EER	22.00 / 12.10	21.00 / 11.20	21.00 / 11.00	18.50 / 10.00
POWER	VOLT / PHASE / Hz	1 / 208-230 / 60	1 / 208-230 / 60	1 / 208-230 / 60	1 / 208-230 / 60
	WORKING VOLTAGE RANGE	176 - 254 VAC (max. 3% deviation from each)	176 - 254 VAC (max. 3% deviation from each)	176 - 254 VAC (max. 3% deviation from each)	176 - 254 VAC (max. 3% deviation from each)
	MAX. BREAKER	15 A	25 A	30 A	30 A
	MCA	13.5 A	20.1 A	25.5 A	24.9 A
INDOOR UNIT DIMENSIONS	WIDTH	33 1/16 in.	33 1/16 in.	33 1/16 in.	33 1/16 in.
	HEIGHT	9 11/16 in.	9 11/16 in.	11 5/16 in.	11 5/16 in.
	DEPTH	33 1/16 in.	33 1/16 in.	33 1/16 in.	33 1/16 in.
	WEIGHT	35.1 lbs.	35.3 lbs.	41.9 lbs.	46.7 lbs.
OUTDOOR UNIT DIMENSIONS	WIDTH	34 9/16 in.	34 9/16 in.	37 in.	37 in.
	HEIGHT	25 1/8 in.	31 7/16 in.	39 5/16 in.	39 5/16 in.
	DEPTH	12 3/16 in.	12 3/16 in.	13 in.	13 in.
	WEIGHT	89.3 lbs.	115.7 lbs.	156.5 lbs.	156.5 lbs.
OPERATING TEMPERATURE (°F)	INDOOR	61 - 90°F	61 - 90°F	61 - 90°F	61 - 90°F
	OUTDOOR	(-40°) 23 - 122°F	(-40°) 23 - 122°F	(-40°) 23 - 122°F	(-40°) 23 - 122°F
OPERATING TEMPERATURE (°C)	INDOOR	16.1 - 32.2°C	16.1 - 32.2°C	16.1 - 32.2°C	16.1 - 32.2°C
	OUTDOOR	(-40.0°) -5.0 - 50.0°C	(-40.0°) -5.0 - 50.0°C	(-40.0°) -5.0 - 50.0°C	(-40.0°) -5.0 - 50.0°C
PIPE CONNECTIONS	HIGH SIDE / LOW SIDE	1/4 in. / 1/2 in.	1/4 in. / 5/8 in.	3/8 in. / 5/8 in.	3/8 in. / 5/8 in.
	MAX. LENGTH	98 ft.	164 ft.	164 ft.	164 ft.
	MAX. VERTICAL	66 ft.	98 ft.	98 ft.	98 ft.
REFRIGERANT	FACTORY CHARGE	45.92 oz.	70.56 oz.	84.64 oz.	84.64 oz.
	CHARGED FOR	25 ft.	25 ft.	25 ft.	25 ft.
EVAPORATOR FAN	CFM (L / M / H)	636 / 742 / 848	636 / 742 / 848	629 / 833 / 996	671 / 911 / 1208
CONDENSER FAN	MOTOR	BLDC	BLDC	BLDC	BLDC
	CFM (MAX.)	1,413	1,801	2,755	2,755
FACIA PANEL (SOLD SEPARATELY)	MODEL NUMBER	PC4NUFMUN	PC4NUFMUN	PC4NUFMUN	PC4NUFMUN
	LENGTH	37 3/8 in.	37 3/8 in.	37 3/8 in.	37 3/8 in.
	WIDTH	37 3/8 in.	37 3/8 in.	37 3/8 in.	37 3/8 in.
	WEIGHT	13.88 lbs.	13.88 lbs.	13.88 lbs.	13.88 lbs.
CERTIFICATIONS	ENERGY STAR® CERTIFIED	-	-	-	-



The AHRI Certified® mark indicates Samsung's participation in the AHRI Certification program. For verification of individual certified products, go to www.ahridirectory.org.

*With Wind Baffles

Notice: Federal law allows this unit to be installed only in: AK, AL, AR, CO, CT, DE, DC, FL, GA, HI, ID, IL, IA, IN, KS, KY, LA, MA, MD, MS, MT, NC, ND, VA, NH, NJ, NY, OH, OR, PA, RI, SC, SD, TN, TX, UT, VA, VT, WA, WV, WI, WY, and U.S. territories. Federal law prohibits installation of this unit in other states.

Samsung HVAC maintains a policy of ongoing development, specifications are subject to change without notice.

*The WindFree™ unit delivers an air current that is under 0.15 m/s while in WindFree™ mode. Air velocity that is below 0.15 m/s is considered "still air" as defined by ASHRAE 55-2013 (American Society of Heating, Refrigerating, and Air-Conditioning Engineers).

-40° Duct S

US CODE	INDOOR UNIT	CNH18HDB	CNH24HDB	CNH30HDB	CNH36HDB
	OUTDOOR UNIT	CXC185CB	CXC245CB	CXC305CB	CXC365CB
MODEL NUMBER	INDOOR UNIT	AC018BNH DCH/AA	AC024BNH DCH/AA	AC030BNH DCH/AA	AC036BNH DCH/AA
	OUTDOOR UNIT	AC018BXS CCC/AA	AC024BXS CCC/AA	AC030BXS CCC/AA	AC036BXS CCC/AA
PERFORMANCE	COOLING CAPACITY	18,000 Btu/h	24,000 Btu/h	30,000 Btu/h	36,000 Btu/h
	COOLING RANGE	4,000 - 22,000 Btu/h	6,000 - 30,000 Btu/h	8,600 - 36,000 Btu/h	10,000 - 40,000 Btu/h
	SEER/EER	20.50/11.50	19.00/10.80	17.70/10.30	17.00/9.50
POWER	VOLT/ PHASE/ Hz	1/208-230/60	1/208-230/60	1/208-230/60	1/208-230/60
	WORKING VOLTAGE RANGE	176 - 254 VAC (max. 3% deviation from each)	176 - 254 VAC (max. 3% deviation from each)	176 - 254 VAC (max. 3% deviation from each)	176 - 254 VAC (max. 3% deviation from each)
	MAX. BREAKER	15 A	25 A	30 A	30 A
	MCA	13.5 A	20.1 A	23.5 A	24.9 A
INDOOR UNIT DIMENSIONS	WIDTH	47 1/4 in.	47 1/4 in.	47 1/4 in.	51 3/16 in.
	HEIGHT	9 13/16 in.	9 13/16 in.	9 13/16 in.	11 13/16 in.
	DEPTH	25 9/16 in.	25 9/16 in.	25 9/16 in.	25 9/16 in.
	WEIGHT	76.9 lbs.	77.2 lbs.	77.2 lbs.	97 lbs.
OUTDOOR UNIT DIMENSIONS	WIDTH	34 9/16 in.	34 9/16 in.	37 in.	37 in.
	HEIGHT	25 1/8 in.	31 7/16 in.	39 5/16 in.	39 5/16 in.
	DEPTH	12 3/16 in.	12 3/16 in.	13 in.	13 in.
	WEIGHT	89.3 lbs.	115.7 lbs.	156.5 lbs.	156.5 lbs.
OPERATING TEMPERATURE (°F)	INDOOR	61 - 90°F	61 - 90°F	61 - 90°F	61 - 90°F
	OUTDOOR	(-40°)23 - 122°F	(-40°)23 - 122°F	(-40°)23 - 122°F	(-40°)23 - 122°F
OPERATING TEMPERATURE (°C)	INDOOR	16.1 - 32.2°C	16.1 - 32.2°C	16.1 - 32.2°C	16.1 - 32.2°C
	OUTDOOR	(-40.0°) -5.0 - 50.0°C	(-40.0°) -5.0 - 50.0°C	(-40.0°) -5.0 - 50.0°C	(-40.0°) -5.0 - 50.0°C
PIPE CONNECTIONS	HIGH SIDE / LOW SIDE	1/4 in. / 1/2 in.	1/4 in. / 5/8 in.	3/8 in. / 5/8 in.	3/8 in. / 5/8 in.
	MAX. LENGTH	98 ft.	164 ft.	164 ft.	164 ft.
	MAX. VERTICAL	66 ft.	98 ft.	98 ft.	98 ft.
REFRIGERANT	R410A CHARGE	45.92 oz.	70.56 oz.	84.64 oz.	84.64 oz.
	CHARGED FOR	25 ft.	25 ft.	25 ft.	25 ft.
EVAPORATOR FAN	CFM (L / M / H)	477 / 537 / 618	593 / 671 / 749	600 / 759 / 918	848 / 1,024 / 1,165
	STATIC PRESSURE (STANDARD)	0.18 in. WC	0.18 in. WC	0.58 in. WC	0.58 in. WC
	STATIC PRESSURE (MIN. / MAX.)	0.1 / 0.8 in. WC	0.1 / 0.8 in. WC	0.10 / 0.8 in. WC	0.12 / 0.8 in. WC
CONDENSER FAN	CFM (MAX.)	1,413	1,801	2,755	2,755
CERTIFICATIONS	ENERGY STAR® CERTIFIED	-	-	-	-



The AHRI Certified® mark indicates Samsung's participation in the AHRI Certification program. For verification of individual certified products, go to www.ahridirectory.org.

*With Wind Baffles

Notice: Federal law allows this unit to be installed only in: AK, AL, AR, CO, CT, DC, DE, FL, GA, HI, ID, IL, IA, IN, KS, KY, LA, MA, MD, MS, MT, NC, ND, VA, NH, NJ, NY, OH, OK, OR, PA, RI, SC, SD, TN, TX, UT, VA, VT, WA, WV, WI, WY, and U.S. territories. Federal law prohibits installation of this unit in other states.

Samsung HVAC maintains a policy of ongoing development, specifications are subject to change without notice.

Controls

System Type	IDU Model Name	Description	Part Number
Residential Single Zone Systems	WindFree™* 2.0 Max Heat® 2.0 WindFree™* 2.0e Max	Wireless Controller	Included
		Touchscreen Wired Controller ¹	MWR-SH11UN
		Advanced Wired Controller ¹	MWR-WG00UN
		Wired Controller Sub PCB	MIM-A00UN
		External Contact Control Interface Module ¹	MIM-B14
		Thermostat Adapter (24VAC)	MIM-A60UN
Residential Multi-Zone Systems	WindFree™* Mini 4-Way Cassette Slim Duct Console WindFree™* 2.0 WindFree™* 2.0e Duct S Multi-Position Air Handler WindFree™* 1-Way Cassette	Wireless Controller ³	AR-EH04U
		Touchscreen Wired Controller ¹	MWR-SH11UN
		Advanced Wired Controller ¹	MWR-WG00UN
		Wi-Fi Adapter ⁴	MIM-H05UN
		Wired Controller Sub PCB	MIM-A00UN
		External Contact Control Interface Module ¹	MIM-B14
		Thermostat Adapter (24VAC)	MIM-A60UN
		Motion Detection Sensor (MDS) ⁵	MCR-SMD
Light Commercial Single Zone Systems	360 Cassette WindFree™* 4-Way Cassette Slim Duct Duct S Multi-Position Air Handler (MPAH) High Wall -40° Low Ambient Cooling System WindFree™* Mini-4-Way Cassette WindFree™* 1-Way Cassette Console	Wireless Controller for 360 Cassette	AR-KH04U
		Wireless Controller ³	AR-EH04U
		Wireless Signal Receiver ⁶	MRK-A10N
		Touchscreen Wired Controller	MWR-SH11UN
		Advanced Wired Controller	MWR-WG00UN
		Wi-Fi Adapter	MIM-H05UN
		Single Unit Wi-Fi Adapter ⁸	MIM-H14UN
		Wired Controller Sub PCB	MIM-A00UN
		External Contact Control Interface Module	MIM-B14
		Thermostat Adapter (24VAC)	MIM-A60UN
		Motion Detection Sensor (MDS) ⁷	MCR-SMC
		Motion Detection Sensor (MDS) for 360 Cassette ⁹	MCR-SME

¹MIM-A00UN sub-PCB is required when connecting to WindFree™* 2.0 and WindFree™* 2.0e units

³Included with WindFree™* 2.0 and WindFree™* 2.0e units. Optional for WindFree™* Mini 4-Way Cassette and Console units connected to a FJM or FJM Max Heat® outdoor unit. Not compatible with Slim Duct units. Included with CAC Console and CAC High Wall units.

⁴MIM-H05UN is only required for remote control of cassette, console, and duct indoor units connected to a FJM or FJM Max Heat® outdoor unit. Only one per system is required.

⁵Compatible with WindFree™* Mini 4-Way Cassette only

⁶Required for duct models only

⁷Compatible with WindFree™* 4-Way Cassette only

⁸The WindFree™ unit delivers an air current that is under 0.15 m/s while in WindFree™ mode. Air velocity that is below 0.15 m/s is considered "still air" as defined by ASHRAE 55-2013 (American Society of Heating, Refrigerating, and Air-Conditioning Engineers).

Samsung HVAC maintains a policy of ongoing development, specifications are subject to change without notice.

⁹Single unit Wi-Fi adapter is compatible with WindFree™* 4-Way Cassette (AC0**BN4DCH/AA), WindFree™* Mini 4-Way Cassette (AC0**BNNDCH/AA) WindFree™* 1-Way Cassette (AC0**BN1DCH/AA) and 360 Cassette (AC0**BN6DCH/AA).

⁹Motion Detection Sensor (MDS) for 360 Cassette (MCR-SME) is compatible with PC4NUMUN fascia panel only.

Accessories

Line Sets

Part Number	Size	Length
ILS2506	1/4" X 3/8"	25'
ILS5006	1/4" X 3/8"	50'
ILS2507	1/4" X 1/2"	25'
ILS5007	1/4" X 1/2"	50'
ILS2509	1/4" X 5/8"	25'
ILS5009	1/4" X 5/8"	50'
ILS2510	3/8" X 5/8"	25'
ILS5010	3/8" X 5/8"	50'

Filter Boxes

Part Number	IDU Model Number	US Code
FB-DS1	AC009BNHDCH/AA	CNH09HDB
	AC012BNHDCH/AA	CNH12HDB
	AJ0**BNHDCH/AA	JNH**HDB
FB-DS2	AC018BNHDCH/AA	CNH18HDB
	AC024BNHDCH/AA	CNH24HDB
	AC030BNHDCH/AA	CNH30HDB
FB-DS3	AC036BNHDCH/AA	CNH36HDB
	AC042BNHDCH/AA	CNH42HDB
	AC048BNHDCH/AA	CNH48HDB
FB-SLIM2	AC009BNLDCH/AA	CNH09LDB
	AC012BNLDCH/AA	CNH12LDB
	AC018BNLDCH/AA	CNH18LDB
VFB-1	AC012KNZDCH/AA	CNH12ZDK
	AC012BNZDCH/AA	CNH12ZDB
	AC018KNZDCH/AA	CNH18ZDK
	AC018BNZDCH/AA	CNH18ZDB
	AC024KNZDCH/AA	CNH24ZDK
	AC024BNZDCH/AA	CNH24ZDB
VFB-2	AC030KNZDCH/AA	CNH30ZDK
	AC036KNZDCH/AA	CNH36ZDK
VFB-3	AC042KNZDCH/AA	CNH42ZDK
	AC048KNZDCH/AA	CNH48ZDK

Condenser Wall Bracket

Part Number	Description
CKN-250	Outdoor unit mounting bracket

Condensate Pumps

Part Number	Description
ASP-MO-UNIV 110-250	Aspen Mini Orange, 24V and 110-250V, Remote Mount Condensate Pump w/ Reservoir and Float Switch
BD-BLUE-230	Blue Diamond MaxiBlue, 208-230V, Remote Mount Condensate Pump w/ Reservoir and Float Switch

Supplemental Electric Heat Kits for the Multi-Position Air Handler

Multi-Position Air Handler Model Number	VHK-103A	VHK-105A	VHK-205A	VHK-210A	VHK-305A	VHK-310A	VHK-315A
	3kW	5kW	5kW	10kW	5kW	10kW	15kW
AC012BNZDCH/AA	•						
AC018KNZDCH/AA and AC018BNZDCH/AA	•	•					
AC024KNZDCH/AA and AC024BNZDCH/AA	•	•					
AC030KNZDCH/AA			•	•			
AC036KNZDCH/AA			•	•			
AC042KNZDCH/AA					•	•	
AC048KNZDCH/AA					•	•	

Fascia Panels

360 Cassette

Ceiling Type (Square)	Part Number (White)	PC4NUDMUN
	Part Number (Black)	PC4NBDMUN
	Size (L x W x H)	39 3/8 X 39 3/8 X 2 5/8 in.
	Weight	7.94 lbs
Open Type (Circle)	Part Number (White)	PC4NUNMUN
	Part Number (Black)	PC4NBNMUN
	Size (Diameter x H)	41 5/16 X 3 11/16 in.
	Weight	5.95 lbs



WindFree™* 4-Way Cassette

Part Number	PC4NUFMUN
Size (L x W x H)	37 3/8 x 37 3/8 x 2 1/2 in.
Weight	13.88 lbs



WindFree™* Mini 4-Way Cassette

Part Number	PC4SUFMUN
Size (L x W x H)	24 3/8 X 24 3/8 X 2 1/4 in.
Weight	5.95 lbs



WindFree™* 1-Way Cassette

Medium	Part Number	PC1NWFMUN
	Size (L x W x H)	47 3/16 X 19 11/16 X 13/8 in.
	Weight	9.48 lbs
Large	Part Number	PC1BWFMUN
	Size (L x W x H)	55 1/2 X 19 11/16 X 17/16 in.
	Weight	11.02 lbs



*The WindFree™ unit delivers an air current that is under 0.15 m/s while in WindFree™ mode. Air velocity that is below 0.15 m/s is considered "still air" as defined by ASHRAE 55-2013 (American Society of Heating, Refrigerating, and Air-Conditioning Engineers). Samsung HVAC maintains a policy of ongoing development, specifications are subject to change without notice.

Front Wind Baffles

Baffle Model Number	ODU Model Number	US Code	Model Name
WBF-3M	AR09TSFABWKXCV	RXS09ABT	WindFree™* 2.0
WBF-3M	AR12TSFABWKXCV	RXS12ABT	
WBF-7M	AR18TSFABWKXCV	RXS18ABT	
WBF-2M-B	AR24TSFABWKXCV	RXS24ABT	
WBF-3M	AR09TSFACWKXCV	RXS09ACT	Max Heat® 2.0
WBF-3M	AR12TSFACWKXCV	RXS12ACT	
WBF-7M	AR15TSFACWKXCV	RXS15ACB	
WBF-7M	AR18TSFACWKXCV	RXS18ACT	
WBF-2M-B	AR24TSFACWKXCV	RXS24ACT	
WBF-3M	AR09TSFYBWKXCV	RXS09YBT	WindFree™* 2.0e
WBF-3M	AR12TSFYBWKXCV	RXS12YBT	
WBF-5M	AR18TSFYBWKXCV	RXS18YBT	
WBF-7M	AR24TSFYBWKXCV	RXS24YBT	
WBF-1M2	AR36BSHUMGMXCV	RXS36UMB	Max
WBF-7M	AJ020BXJ2CH/AA	JXH20J2B	FJM
WBF-7M	AJ024BXJ3CH/AA	JXH24J3B	
WBF-2M-B	AJ036BXJ4CH/AA	JXH36J4B	
WBF-1M2	AJ048BXJ5CH/AA	JXH48J5B	
WBF-2M-B	AJ020BXS3CH/AA	JXH20S3B	FJM Max Heat®
WBF-2M-B	AJ024BXS4CH/AA	JXH24S4B	
WBF-2M-B	AJ030BXS4CH/AA	JXH30S4B	
WBF-1M2	AJ036BXS4CH/AA	JXH36S4B	
WBF-3M	AC009BXADCH/AA	CXH09ADB	Light Commercial
WBF-3M	AC012BXADCH/AA	CXH12ADB	
WBF-7M	AC018BXADCH/AA	CXH18ADB	
WBF-2M-B	AC024BXADCH/AA	CXH24ADB	
WBF-2M-B	AC030BXADCH/AA	CXH30ADB	
WBF-1M2	AC036BXADCH/AA	CXH36ADB	
WBF-1M2	AC042BXADCH/AA	CXH42ADB	
WBF-1M2	AC048BXADCH/AA	CXH48ADB	
WBF-6M	AC030BXSCCH/AA	CXH30SCB	Light Commercial Max Heat®
WBF-6M	AC036BXSCCH/AA	CXH36SCB	
WBF-5M	AC018BXSCCC/AA	CXC18SCB	-40° Low Ambient Cooling
WBF-7M	AC024BXSCCC/AA	CXC24SCB	
WBF-2M-B	AC030BXSCCC/AA	CXC30SCB	
WBF-2M-B	AC036BXSCCC/AA	CXC36SCB	

*The WindFree™ unit delivers an air current that is under 0.15 m/s while in WindFree™ mode. Air velocity that is below 0.15 m/s is considered "still air" as defined by ASHRAE 55-2013 (American Society of Heating, Refrigerating, and Air-Conditioning Engineers).
Samsung HVAC maintains a policy of ongoing development, specifications are subject to change without notice.

Back Wind Baffles

Baffle Model Number	ODU Model Number	US Code	Model Name
WBB-5M	AR09TSFABWKXCV	RXS09ABT	WindFree™* 2.0
WBB-5M	AR12TSFABWKXCV	RXS12ABT	
WBB-7M-B	AR18TSFABWKXCV	RXS18ABT	
WBB-3M	AR24TSFABWKXCV	RXS24ABT	
WBB-5M	AR09TSFACWKXCV	RXS09ACT	Max Heat® 2.0
WBB-5M	AR12TSFACWKXCV	RXS12ACT	
WBB-7M-B	AR15TSFACWKXCV	RXS15ACB	
WBB-7M-B	AR18TSFACWKXCV	RXS18ACT	
WBB-3M	AR24TSFACWKXCV	RXS24ACT	
WBB-5M	AR09TSFYBWKXCV	RXS09YBT	WindFree™* 2.0e
WBB-5M	AR12TSFYBWKXCV	RXS12YBT	
WBB-6M-B	AR18TSFYBWKXCV	RXS18YBT	
WBB-7M-B	AR24TSFYBWKXCV	RXS24YBT	
WBB-2M-B	AR36BSHUMGMXCV	RXS36UMB	Max
WBB-7M-B	AJ020BXJ2CH/AA	JXH20J2B	FJM
WBB-7M-B	AJ024BXJ3CH/AA	JXH24J3B	
WBB-11M	AJ036BXJ4CH/AA	JXH36J4B	
WBB-2M-B	AJ048BXJ5CH/AA	JXH48J5B	
WBB-11M	AJ020BXS3CH/AA	JXH20S3B	FJM Max Heat®
WBB-11M	AJ024BXS4CH/AA	JXH24S4B	
WBB-11M	AJ030BXS4CH/AA	JXH30S4B	
WBB-2M-B	AJ036BXS4CH/AA	JXH36S4B	
WBB-5M	AC009BXADCH/AA	CXH09ADB	Light Commercial
WBB-5M	AC012BXADCH/AA	CXH12ADB	
WBB-7M-B	AC018BXADCH/AA	CXH18ADB	
WBB-3M	AC024BXADCH/AA	CXH24ADB	
WBB-3M	AC030BXADCH/AA	CXH30ADB	
WBB-2M-B	AC036BXADCH/AA	CXH36ADB	
WBB-2M-B	AC042BXADCH/AA	CXH42ADB	
WBB-2M-B	AC048BXADCH/AA	CXH48ADB	
WBB-4M	AC030BXSCCH/AA	CXH30SCB	Light Commercial Max Heat®
WBB-4M	AC036BXSCCH/AA	CXH36SCB	
WBB-6M-B	AC018BXSCCC/AA	CXC18SCB	-40° Low Ambient Cooling
WBB-7M-B	AC024BXSCCC/AA	CXC24SCB	
WBB-3M	AC030BXSCCC/AA	CXC30SCB	
WBB-3M	AC036BXSCCC/AA	CXC36SCB	

*The WindFree™ unit delivers an air current that is under 0.15 m/s while in WindFree™ mode. Air velocity that is below 0.15 m/s is considered "still air" as defined by ASHRAE 55-2013 (American Society of Heating, Refrigerating, and Air-Conditioning Engineers).
 Samsung HVAC maintains a policy of ongoing development, specifications are subject to change without notice.

Notes

SAMSUNG

SamsungHVAC.com
RLCCT 07.2022-V12

Select models are ENERGY STAR® labeled. Proper sizing and installation of equipment is critical to achieve performance. Split system air conditioners and heat pumps (excluding ductless systems) must be matched with appropriate coil components to meet ENERGY STAR® criteria. Ask your contractor for details or visit www.energystar.gov.

Available for download on the Google™ Play store and App Store®. A network connection is required. Samsung application account is necessary.

^Bixby voice recognizes English (U.S.) Mandarin Chinese and Korean. Not all accents, dialects and expressions are recognized. The list of features that can be controlled by voice commands via Bixby will continue to expand. Mobile functionality compatible with Samsung Galaxy 8 series or higher with Bixby function. Samsung account login and data network (Wi-Fi or internet connection) required to fully operate Bixby features.

*The WindFree™ unit delivers an air current that is under 0.15 m/s while in WindFree™ mode. Air velocity that is below 0.15 m/s is considered "still air" as defined by ASHRAE 55-2013 (American Society of Heating, Refrigerating, and Air-Conditioning Engineers).

**With wind baffles

Samsung HVAC maintains a policy of ongoing development, specifications are subject to change without notice.